



About RTF Generator – Standard Edition

RTF Generator

The main purpose of the script is generating (not parsing) RTF files. It consists in a PHP class and it is based on Rich Text Format (RTF) Specification Version 1.7 as is published by Microsoft Corporation.

Standard Edition

The **Standard Edition** of the RTFGen V 1.0 contains a complete set of functions which allow you to create enhanced RTF documents on the fly.

With **RTFGen - Standard Edition** you will be able to set the format of the document as you want, to add as many section as you want, to add your own color in the color table of the document, to add the fonts you want, to create your own formatting styles in the style sheet of the document, to write text within the paragraphs with the styles you've created, to add headers and footers, to add images, to create dynamically the tables you need and much more... .

But if you need foot-notes or end-notes or fields or annotations or bookmarks or fields and images in the headers/footers or more sophisticated tables or even if you want to create custom user defined properties on the document or anything else then please consider the **RTFGen - Professional Edition**, which can offers you a total control of the RTF file.

What is the RTF ?

The rich-text format (RTF) standard is a method of encoding formatted text and graphics for easy transfer between different programs and different operations.

The RTF Specification provides a format for text and graphics interchange that can be used with different output devices, operating environments, and operating systems. Generally, it is used by all Microsoft Word programs — Word for Windows, Word for the Macintosh, and Word for MS-DOS — for moving word-processing documents between different platforms without having to rely on special translation software or conversion utilities. RTF uses the ANSI, PC-8, Macintosh, or IBM PC character set to control the representation and formatting of a document, both on the screen and in print. With the RTF Specification, documents created under different operating systems and with different software applications can be transferred between those operating systems and applications.

RTF version 1.7 includes all new control words introduced by Microsoft Word for Windows 95

Technical information

The RTF Generator is written in PHP, in fact it is a PHP class who uses no additional components. It could be easily installed and used to create enhanced rich text documents you need. The script was developed in PHP 4.3.0 running as a module in Apache 1.3.14.

© SmartSystems 2004 - 2006 sales@smartsystems.ro



Installing the RTF Generator

What the package contains?

The **RTFGen V 1.0 – Standard Edition** contains the following files :

- “**frtf.php**” which is the main file containing the PHP class
- “**conf.inc.php**” which is used to configure the class
- “**param.inc.php**” which is containing all the class parameters
- “**rtfkeywords.inc.php**” which contains all the keywords defined by RTF Specification V 1.7

Installing the script

In order to install the script all you have to do is to unzip the archive in the directory at your choice.



Methods

Index of methods

- [Document formatting methods](#)
- [Section formatting methods](#)
- [Functional methods](#)

Document formatting methods

1. [SetAuthor](#)
2. [SetBackupTime](#)
3. [SetBookfold](#)
4. [SetBookfoldrev](#)
5. [SetBookfoldsheets](#)
6. [SetBorderArt](#)
7. [SetComment](#)
8. [SetCompany](#)
9. [SetCreationTime](#)
10. [SetDefaultTab](#)
11. [SetDefFormat](#)
12. [SetDefLang](#)
13. [SetDefLangfe](#)
14. [SetDoccomm](#)
15. [SetDocSource](#)
16. [SetDocTemp](#)
17. [SetDocType](#)
18. [SetDocumentView](#)
19. [SetEditionTime](#)
20. [SetFacingp](#)
21. [SetFracWidth](#)
22. [SetFromHtml](#)
23. [SetFromText](#)
24. [SetGutter](#)
25. [SetGutterPos](#)
26. [SetHlinkbase](#)
27. [SetHorzDoc](#)
28. [SetHyphenAuto](#)
29. [SetHyphenCaps](#)
30. [SetHyphenConsec](#)
31. [SetHyphenHot](#)
32. [SetKeywords](#)
33. [SetLineStart](#)
34. [SetMakeBackup](#)
35. [SetManager](#)
36. [SetMargb](#)
37. [SetMargins](#)
38. [SetMargl](#)
39. [SetMargmirror](#)
40. [SetMargr](#)
41. [SetMargt](#)
42. [SetNextFile](#)
43. [SetOperator](#)
44. [SetPageBorderFoot](#)
45. [SetPageBorderHead](#)
46. [SetPageBorderOption](#)
47. [SetPageBorders](#)

48. [SetPageOrientation](#)
49. [SetPaperh](#)
50. [SetPaperSize](#)
51. [SetPaperw](#)
52. [SetParBorderAlign](#)
53. [SetPgnStart](#)
54. [SetPrintTime](#)
55. [SetPsOver](#)
56. [SetRender](#)
57. [SetRevisionTime](#)
58. [SetSubject](#)
59. [SetTemplate](#)
60. [SetTitle](#)
61. [SetTwoonone](#)
62. [SetVersionDoc](#)
63. [SetVertDoc](#)
64. [SetViewKind](#)
65. [SetViewScale](#)
66. [SetViewZk](#)
67. [SetWidowctrl](#)
68. [SetWindowCaption](#)

SetAuthor

Signature

```
function SetAuthor( $Author = '' )
```

Description

Set the author of the document.

Parameters

\$Author - the name you want to be the author of the document.

SetBackupTime

Signature

```
function SetBackupTime( $dtNewTime )
```

Description

Set the backup time of the document.

Parameters

\$dtNewTime - the new time you want to become the backup time of the document.

SetBookfold

Signature

```
function SetBookfold( )
```

Description

Book fold printing. Allows for printing documents that can easily be made into pamphlets.

This will print two pages side by side in landscape mode, and will print to the back of the sheet if the printer supports duplex printing.

Parameters

SetBookfoldrev

Signature

```
function SetBookfoldrev( )
```

Description

Reverse book fold printing for bidirectional languages.

Parameters

SetBookfoldsheets

Signature

```
function SetBookfoldsheets( $BookFoldSheets = '' )
```

Description

Set the number of sheets per booklet; this should be a multiple of four.

Parameters

\$BookFoldSheets - the number of sheets per booklet.

SetBorderArt

Signature

```
function SetBorderArt( $BorderArt = '' )
```

Description

Set the page border art.

Parameters

\$BorderArt - the argument is a value from 1 to 165 representing the number of the border. By default is 1.

SetComment

Signature

```
function SetComment( $Comment = '' )
```

Description

Set the comments for the document.

Parameters

\$Comment - a string value representing the comments of the document.

SetCompany

Signature

```
function SetCompany( $Company = '' )
```

Description

Set the Company for the document.

Parameters

\$Company - a string value representing the name of the Company for the document.

SetCreationTime

Signature

```
function SetCreationTime( $dtNewTime = '' )
```

Description

Set the creation time of the document.

Parameters

\$dtNewTime - the new time you want to become the creation time of the document. If null then the current time will be used.

SetDefaultTab

Signature

```
function SetDefaultTab( $TabWidth = '' )
```

Description

Set the default tab size in twips for the document.

Parameters

\$TabWidth - an integer representing the default tab width in twips for the document.
If null or missing then the default value wich is 720 will be used.

SetDefFormat

Signature

```
function SetDefFormat()
```

Description

Tells the RTF reader that the document should be saved in RTF format.

Parameters

SetDefLang

Signature

```
function SetDefLang( $Lang = '' )
```

Description

Defines the default language used in the document.

Parameters

\$Lang - a string representing the language to be used in the document.

Allowed values:

- Afrikaans
- Albanian
- Arabic
- Arabic Algeria
- Arabic Bahrain
- Arabic Egypt
- Arabic General
- Arabic Iraq
- Arabic Jordan
- Arabic Kuwait
- Arabic Lebanon
- Arabic Libya
- Arabic Morocco
- Arabic Oman
- Arabic Qatar
- Arabic Syria
- Arabic Tunisia
- Arabic U.A.E.
- Arabic Yemen
- Armenian
- Assamese
- Azeri Cyrillic
- Azeri Latin
- Basque
- Bengali
- Bosnia Herzegovina
- Bulgarian
- Burmese
- Byelorussian
- Catalan
- Chinese China
- Chinese General
- Chinese Hong Kong

- **Chinese Macao**
- **Chinese Singapore**
- **Chinese Taiwan**
- **Croatian**
- **Czech**
- **Danish**
- **Dutch Belgium**
- **Dutch Standard**
- **English Australia**
- **English Belize**
- **English British**
- **English Canada**
- **English Caribbean**
- **English General**
- **English Ireland**
- **English Jamaica**
- **English New Zealand**
- **English Philippines**
- **English South Africa**
- **English Trinidad**
- **English United States**
- **English Zimbabwe**
- **Estonian**
- **Faeroese**
- **Farsi**
- **Finnish**
- **French**
- **French Belgium**
- **French Cameroon**
- **French Canada**
- **French Cote d'Ivoire**
- **French Luxemburg**
- **French Mali**
- **French Monaco**
- **French Reunion**
- **French Senegal**
- **French Swiss**
- **French West Indies**
- **French Zaire**
- **Frisian**
- **Gaelic**
- **Gaelic Ireland**
- **Galician**
- **Georgian**
- **German**
- **German Austrian**
- **German Liechtenstein**
- **German Luxemburg**
- **German Switzerland**
- **Greek**
- **Gujarati**
- **Hebrew**
- **Hindi**
- **Hungarian**
- **Icelandic**
- **Indonesian**
- **Italian**

- **Italian Switzerland**
- **Japanese**
- **Kannada**
- **Kashmiri**
- **Kashmiri India**
- **Kazakh**
- **Khmer**
- **Kirghiz**
- **Konkani**
- **Korean**
- **Korean Johab**
- **Lao**
- **Latvian**
- **Lithuanian**
- **Lithuanian Classic**
- **Macedonian**
- **Malay**
- **Malay Brunei Darussalam**
- **Malayalam**
- **Maltese**
- **Manipuri**
- **Marathi**
- **Mongolian**
- **Nepali**
- **Nepali India**
- **Norwegian Bokmal**
- **Norwegian Nynorsk**
- **Oriya**
- **Polish**
- **Portuguese Brazil**
- **Portuguese Iberian**
- **Punjabi**
- **Rhaeto-Romanic**
- **Romanian**
- **Romanian Moldova**
- **Russian**
- **Sami Lappish**
- **Sanskrit**
- **Serbian Cyrillic**
- **Serbian Latin**
- **Sindhi**
- **Slovak**
- **Slovenian**
- **Sorbian**
- **Spanish Argentina**
- **Spanish Bolivia**
- **Spanish Chile**
- **Spanish Colombia**
- **Spanish Costa Rica**
- **Spanish Dominican Republic**
- **Spanish Ecuador**
- **Spanish El Salvador**
- **Spanish Guatemala**
- **Spanish Honduras**
- **Spanish Mexico**
- **Spanish Modern**
- **Spanish Nicaragua**

- **Spanish Panama**
- **Spanish Paraguay**
- **Spanish Peru**
- **Spanish Puerto Rico**
- **Spanish Traditional**
- **Spanish Uruguay**
- **Spanish Venezuela**
- **Sutu**
- **Swahili**
- **Swedish**
- **Swedish Finland**
- **Tajik**
- **Tamil**
- **Tatar**
- **Telugu**
- **Thai**
- **Tibetan**
- **Tsonga**
- **Tswana**
- **Turkish**
- **Turkmen**
- **Ukrainian**
- **Urdu**
- **Urdu India**
- **Uzbek Cyrillic**
- **Uzbek Latin**
- **Venda**
- **Vietnamese**
- **Welsh**
- **Xhosa**
- **Yiddish**
- **Zulu**

By default: 'Romanian'

SetDefLangfe

Signature

```
function SetDefLangfe( $Lang = '' )
```

Description

Defines the default language ID for the Asian versions of Word.

Parameters

\$Lang - a string representing the language to be used in the document.

Allowed values:

- Afrikaans
- Albanian
- Arabic
- Arabic Algeria
- Arabic Bahrain
- Arabic Egypt
- Arabic General
- Arabic Iraq
- Arabic Jordan
- Arabic Kuwait
- Arabic Lebanon
- Arabic Libya
- Arabic Morocco
- Arabic Oman
- Arabic Qatar
- Arabic Syria
- Arabic Tunisia
- Arabic U.A.E.
- Arabic Yemen
- Armenian
- Assamese
- Azeri Cyrillic
- Azeri Latin
- Basque
- Bengali
- Bosnia Herzegovina
- Bulgarian
- Burmese
- Byelorussian
- Catalan
- Chinese China
- Chinese General
- Chinese Hong Kong

- **Chinese Macao**
- **Chinese Singapore**
- **Chinese Taiwan**
- **Croatian**
- **Czech**
- **Danish**
- **Dutch Belgium**
- **Dutch Standard**
- **English Australia**
- **English Belize**
- **English British**
- **English Canada**
- **English Caribbean**
- **English General**
- **English Ireland**
- **English Jamaica**
- **English New Zealand**
- **English Philippines**
- **English South Africa**
- **English Trinidad**
- **English United States**
- **English Zimbabwe**
- **Estonian**
- **Faeroese**
- **Farsi**
- **Finnish**
- **French**
- **French Belgium**
- **French Cameroon**
- **French Canada**
- **French Cote d'Ivoire**
- **French Luxemburg**
- **French Mali**
- **French Monaco**
- **French Reunion**
- **French Senegal**
- **French Swiss**
- **French West Indies**
- **French Zaire**
- **Frisian**
- **Gaelic**
- **Gaelic Ireland**
- **Galician**
- **Georgian**
- **German**
- **German Austrian**
- **German Liechtenstein**
- **German Luxemburg**
- **German Switzerland**
- **Greek**
- **Gujarati**
- **Hebrew**
- **Hindi**
- **Hungarian**
- **Icelandic**
- **Indonesian**
- **Italian**

- **Italian Switzerland**
- **Japanese**
- **Kannada**
- **Kashmiri**
- **Kashmiri India**
- **Kazakh**
- **Khmer**
- **Kirghiz**
- **Konkani**
- **Korean**
- **Korean Johab**
- **Lao**
- **Latvian**
- **Lithuanian**
- **Lithuanian Classic**
- **Macedonian**
- **Malay**
- **Malay Brunei Darussalam**
- **Malayalam**
- **Maltese**
- **Manipuri**
- **Marathi**
- **Mongolian**
- **Nepali**
- **Nepali India**
- **Norwegian Bokmal**
- **Norwegian Nynorsk**
- **Oriya**
- **Polish**
- **Portuguese Brazil**
- **Portuguese Iberian**
- **Punjabi**
- **Rhaeto-Romanic**
- **Romanian**
- **Romanian Moldova**
- **Russian**
- **Sami Lappish**
- **Sanskrit**
- **Serbian Cyrillic**
- **Serbian Latin**
- **Sindhi**
- **Slovak**
- **Slovenian**
- **Sorbian**
- **Spanish Argentina**
- **Spanish Bolivia**
- **Spanish Chile**
- **Spanish Colombia**
- **Spanish Costa Rica**
- **Spanish Dominican Republic**
- **Spanish Ecuador**
- **Spanish El Salvador**
- **Spanish Guatemala**
- **Spanish Honduras**
- **Spanish Mexico**
- **Spanish Modern**
- **Spanish Nicaragua**

- **Spanish Panama**
- **Spanish Paraguay**
- **Spanish Peru**
- **Spanish Puerto Rico**
- **Spanish Traditional**
- **Spanish Uruguay**
- **Spanish Venezuela**
- **Sutu**
- **Swahili**
- **Swedish**
- **Swedish Finland**
- **Tajik**
- **Tamil**
- **Tatar**
- **Telugu**
- **Thai**
- **Tibetan**
- **Tsonga**
- **Tswana**
- **Turkish**
- **Turkmen**
- **Ukrainian**
- **Urdu**
- **Urdu India**
- **Uzbek Cyrillic**
- **Uzbek Latin**
- **Venda**
- **Vietnamese**
- **Welsh**
- **Xhosa**
- **Yiddish**
- **Zulu**

By default: 'Romanian'

SetDoccomm

Signature

```
function SetDoccomm( $DocComments )
```

Description

Set the comments displayed in the Summary Info or Properties dialog box in Word.

Parameters

\$DocComments - a string representing the Summary Inof of the document.

SetDocSource

Signature

```
function SetDocSource( $DocSource = '' )
```

Description

Set the source of the document.

Parameters

\$DocSource - a string representing the source of the document. 'H' or a string who is begining with 'h' for HTML, anything else for text source.

SetDocTemp

Signature

```
function SetDocTemp()
```

Description

Specify that document is a boilerplate document. For Word for Windows, this is a template; for Word for the Macintosh, this is a stationery file.

Parameters

SetDocType

Signature

```
function SetDocType( $DocType = '' )
```

Description

Set the document type.

Parameters

\$DocType – a string specifying the document type.

Allowed values:

- **General Document | General | Document**
- **Letter**
- **E-mail | Email | Mail**

By default: 'General Document'

SetDocumentView

Signature

```
function SetDocumentView ( $Kind = '', $Scale = '', $Zoom = '' )
```

Description

This method set the view mode, the zoom level and the zoom kind of the document.

Parameters

\$Kind - represents the view mode of the document.

Allowed values:

- 'None'
- 'Page Layout'
- 'Outline'
- 'Master Document' | 'Master'
- 'Normal'
- 'Online Layout' | 'Online'

By default : 'None'

\$Scale - zoom level of the document; the argument is a value representing a percentage (the default is 100).

\$Zoom - represents the zoom kind of the document

Allowed values:

- 'None'
- 'Full Page' | 'Full' | 'Page'
- 'Best Fit' | 'Best' | 'Fit'

By default : 'None'

SetEditionTime

Signature

```
function SetEditionTime( $dtNewTime = '' )
```

Description

Set the creation time of the document.

Parameters

\$dtNewTime - the new time you want to become the edit time of the document.

SetFacingp

Signature

```
function SetFacingp()
```

Description

Set facing pages for the document. Activates odd/even headers and gutters.

Parameters

SetFracWidth

Signature

```
function SetFracWidth()
```

Description

Set the fractional character widths when printing (QuickDraw only).

Parameters

SetFromHtml

Signature

```
function SetFromHtml()
```

Description

Set document source to HTML. Indicates document was originally HTL and may contain encapsulated HTML tags.

Parameters

SetFromText

Signature

```
function SetFromText()
```

Description

Set document source to text. Indicates document was originally plain text.

Parameters

SetGutter

Signature

```
function SetGutter( $GutterWidth = '' )
```

Description

Set the gutter width in twips.

Parameters

\$GutterWidth - a number representing the gutter width in twips.

SetGutterPos

Signature

```
function SetGutterPos( $GutterPos = '' )
```

Description

Set the gutter position.

Parameters

\$GutterPos - a string representing the gutter position. 'T' or a string beginning with 'T' for top position, anything else for right position.

SetHlinkbase

Signature

```
function SetHlinkbase( $HlinkBase )
```

Description

Set the base address that is used for the path of all relative hyperlinks inserted in the document.

Parameters

\$HlinkBase - a string containing the base address.

SetHorzDoc

Signature

```
function SetHorzDoc()
```

Description

Set the rendering of the document to **Horizontal**.

Parameters

SetHyphenAuto

Signature

```
function SetHyphenAuto( $HyphenAuto = '' )
```

Description

Toggles automatic hyphenation.

Parameters

\$HyphenAuto - use '**1 (one)**' to toggle the property on, anything else to turn it off.

SetHyphenCaps

Signature

```
function SetHyphenCaps( $HyphenCaps = '' )
```

Description

Toggles hyphenation of capitalized words.

Parameters

\$HyphenCaps - use '**1 (one)**' to toggle the property on, anything else to turn it off.

SetHyphenConsec

Signature

```
function SetHyphenConsec( $HyphenConsec = '' )
```

Description

Set the maximum number of lines that will be allowed to end in a hyphen.

Parameters

\$HyphenConsec - an integer representing the maximum number of consecutive lines that will be allowed to end in a hyphen. 0 means no limit.

SetHyphenHot

Signature

```
function SetHyphenHot( $HyphenHot = '' )
```

Description

Set the hyphenation hot zone in twips (the amount of space at the right margin in which words are hyphenated).

Parameters

\$HyphenHot - an integer representing the hyphenation hot zone in twips. By default is 72.

SetKeywords

Signature

```
function SetKeywords( $Keywords = '' )
```

Description

Set the selected keywords for the document.

Parameters

\$Keywords - a string containing the keywords of the document.

SetLineStart

Signature

```
function SetLineStart( $LineStartNb = '' )
```

Description

Set the beginning line number.

Parameters

\$LineStartNb - an integer representing the beginning line number for the document.

SetMakeBackup

Signature

```
function SetMakeBackup()
```

Description

Set the 'Make Backup' property. Backup copy is made automatically when the document is saved.

Parameters

SetManager

Signature

```
function SetManager( $Manager )
```

Description

Set the manager of the author.

Parameters

\$Manager - a string representing the name of the manager of the author of the document.

SetMargb

Signature

```
function SetMargb( $Margin = '' )
```

Description

Set the bottom margin of the page in twips.

Parameters

\$Margin - an integer representing the bottom margin of the page in twips. The default value is 1440.

SetMargins

Signature

```
function SetMargins( $Left = '', $Right = '', $Top = '', $Bottom = '' )
```

Description

Set the margins of the page in twips.

Parameters

\$Left - an integer representing the left margin of the page in twips. The default value is 1800.

\$Right - an integer representing the right margin of the page in twips. The default value is 1800.

\$Top - an integer representing the top margin of the page in twips. The default value is 1440.

\$Bottom - an integer representing the left margin of the page in twips. The default value is 1440.

SetMargl

Signature

```
function SetMargl( $Margin = '' )
```

Description

Set the left margin of the page in twips.

Parameters

\$Margin - an integer representing the left margin of the page in twips. The default value is 1800.

SetMargmirror

Signature

```
function SetMargmirror()
```

Description

Switches margin definitions on left and right pages. Used in conjunction with [SetFancingp](#).

Parameters

SetMargr

Signature

```
function SetMargr( $Margin = '' )
```

Description

Set the right margin of the page in twips.

Parameters

\$Margin - an integer representing the right margin of the page in twips. The default value is 1800.

SetMargt

Signature

```
function SetMargt( $Margin = '' )
```

Description

Set the top margin of the page in twips.

Parameters

\$Margin - an integer representing the top margin of the page in twips. The default value is 1440.

SetNextFile

Signature

```
function SetNextFile( $NextFile = '' )
```

Description

Set the name of the file to print or index next.

Parameters

\$NextFile - a string representing the name of the file to print or index next.

SetOperator

Signature

```
function SetOperator( $Operator = '' )
```

Description

Set the person who last made changes to the document.

Parameters

\$Operator - a string representing the name of operator.

SetPageBorderFoot

Signature

```
function SetPageBorderFoot()
```

Description

Tells RTF reader that page borders surrounds.

Parameters

SetPageBorderHead

Signature

```
function SetPageBorderHead()
```

Description

Tells RTF reader that page borders surrounds header.

Parameters

SetPageBorderOption

Signature

```
function SetPageBorderOption( $BorderOption = '' )
```

Description

Set the reference for the page border measurement.

Parameters

\$BorderOption - an integer specifying the option.

Allowed values:

- **8** -> Page border measure from text. Always display in front option is set to off.
- **32** -> Page border measure from edge of page. Always display in front option is set to on.
- **4032** -> Page border measure from edge of page. Always display in front option is set to off.

By default: '8'

SetPageBorders

Signature

```
function SetPageBorders( $BrdPos = '', $BrdType = '', $BrdPen = '', $BrdColor =
'', $BrdSpace = '', $BrdArt = '', $BrdOpt = '', $BrdAlign = '' )
```

Description

Set the page borders for the RTF document.

Parameters

\$BrdPos - a string representing the position or the positions the border/borders will be defined for.

Allowed values:

- 't' Top.
- 'b' Bottom
- 'l' Left.
- 'r' Right
- 'tblr' | 'tbl' | 'tb' | 'bl' | 'lr' | 'tl' etc - any combination

By default: 'tblr'

\$BrdType - a string specifying the border style.

Allowed values:

- | | |
|--|------------|
| • 'Single-thickness Single thickness Single' thickness border. | Single- |
| • 'Double-thickness Double thickness' thickness border. | Double- |
| • 'Shadowed' border. | Shadowed |
| • 'Double' border. | Double |
| • 'Dotted' border. | Dotted |
| • 'Dotted' border. | Dotted |
| • 'Dashed' border. | Dashed |
| • 'Hairline' border. | Hairline |
| • 'Resembles a frame Frame' resembles a "Frame." | Border |
| • 'No border specified No' specified. | No border |
| • 'Table cell has no borders table cell has no' has no borders. | Table cell |
| • 'Inset' border. | Inset |

• 'Dashed small' border.	Dashed
• 'Dot-dashed Dot dashed' dashed border.	Dot-
• 'Dot-dot-dashed Dot-dot dashed Dot dot-dashed Dot dot dashed' dashed border.	Dot-dot-
• 'Outset' border.	Outset
• 'Triple' border.	Triple
• 'Thick-thin small Thick thin small' border (small).	Thick-thin
• 'Thin-thick small Thin thick small' border (small).	Thin-thick
• 'Thin-thick thin small Thin thick thin small' thin border (small).	Thin-thick
• 'Thick-thin medium Thick thin medium' border (medium).	Thick-thin
• 'Thin-thick medium Thin thick medium' border (medium).	Thin-thick
• 'Thin-thick thin medium Thin thick thin medium' thin border (medium).	Thin-thick
• 'Thick-thin large Thick thin large' border (large).	Thick-thin
• 'Thin-thick large Thin thick large' border (large).	Thin-thick
• 'Thin-thick thin large Thin-thick thin large Thin thick-thin large Thin thick thin large' Thin-thick-thin border (large).	
• 'Wavy' border.	Wavy
• 'Double wavy' wavy border.	Double
• 'Striped' border.	Striped
• 'Embossed' border.	Embossed
• 'Engraved' border.	Engraved

By default: 'No border specified'

\$BrdPen - this argument is representing the border width in twips. It is the width in twips of the pen used to draw the paragraph border line and cannot be greater than 75. To obtain a larger border width, please prefix your width with the letter 'D' and you will obtain a width double that the one you had specified. Ex: 'D60' will draw a border with 120 twips in width. If null or missing by default the width will 1.

\$BrdColor - a string representing the color code of the border to be drawn. The color will be specified in this format 'RRRGGGBBB' where RRR is the code for the red color and can be any number between 000 and 255, GGG is the code for the green color and can be any number between 000 and 255, BBB is the code for the blue color and can be any number between 000 and 255. Ex: '255000000' to draw a border with red color. If the length of the argument is less than 9 then it will be filled out with '0' at the right till length is 9. Ex: '00012' became '000120000'. If null or missing by default the color will be '000000000'.

\$BrdArt - this argument is a number between 1 and 165 representing the number of the border art of the page. By default is null that means no border art will be used to draw the border of the page.

\$BrdSpace - this argument specify the space in twips between borders and the paragraph. By default the space is 480 twips.

\$BrdOpt - an integer specifying the reference for the page border measurement.

Allowed values:

- **8** -> Page border measure from text. Always display in front option is set to off.
- **32** -> Page border measure from edge of page. Always display in front option is set to on.
- **4032** -> Page border measure from edge of page. Always display in front option is set to off.

By default: '8'

SetPageOrientation

Signature

```
function SetPageOrientation ( $Orientation = '' )
```

Description

This method set the page orientation for the RTF document. By default the page orientation is portrait and it is not necessary to call this method with the 'Portrait' parameter in order to specify it.

Parameters

\$Orientation - specify the orientation of the page Portrait/Landscape

Allowed values:

- 'L','l' or anything that starts with 'L','l' for Landscape
- Anything else for Portrait

By default: 'Portrait'

SetPaperh

Signature

```
function SetPaperh( $Paperh = '' )
```

Description

Set the paper height in twips.

Parameters

\$Paperh - a number representing the paper height in twips. By default the paper height is 15840 twips.

SetPaperSize

Signature

```
function SetPaperSize ( $PaperFormat = '' )
```

Description

Define the size of the paper for the RTF document. The size can be specified by passing as parameter the paper format. You can also define your custom paper size by using [SetPaperh](#) and [SetPaperw](#).

Parameters

\$PaperFormat - the type of paper used for this document

Allowed values:

- Letter (8.5 x 11 in.)
- Letter Small (8.5 x 11 in.)
- Note (8.5 x 11 in.)
- Tabloid (11 x 17 in.)
- 11 x 17 in (11x17 in.)
- Ledger (17 x 11 in.)
- Legal (8.5 x 14 in.)
- Statement (5.5 x 8.5 in.)
- Executive (7.25 x 10.5 in.)
- A3 (297 x 420 mm)
- A4 (210 x 297 mm)
- A4 Small (210 x 297 mm)
- A5 (148 x 210 mm)
- B4 (jis) (250 x 354)
- B5 (jis) (182 x 257 mm)
- Folio (8.5 x 13 in.)
- Quarto (215 x 275 mm)
- 10x14 in (10x14 in.)
- Envelope #9 (3.875 x 8.875 in.)
- Envelope #10 (4.125 x 9.5 in.)
- Envelope #11 (4.5 x 10.375 in.)
- Envelope #12 (4.75 x 11 in.)
- Envelope #14 (5 x 11.5 in.)
- C size sheet (17 x 22 in.)
- D size sheet (22 x 34 in.)
- E size sheet (34 x 44 in.)
- Envelope DL (110 x 220 mm)
- Envelope C3 (324 x 458 mm)
- Envelope C4 (229 x 324 mm)
- Envelope C5 (162 x 229 mm)
- Envelope C6 (114 x 162 mm)

- **Envelope C65** (114 x 229 mm)
- **Envelope B4** (250 x 353 mm)
- **Envelope B5** (176 x 250 mm)
- **Envelope B6** (176 x 125 mm)
- **Envelope** (110 x 230 mm)
- **Envelope Monarch** (3.875 x 7.5 in.)
- **6-3/4 Envelope** (3.625 x 6.5 in.)
- **US Std Fanfold** (14.875 x 11 in.)
- **German Std Fanfold** (8.5 x 12 in.)
- **German Legal Fanfold** (8.5 x 13 in.)
- **A6** (105x142 mm)
- **index card 4x6 in** (4x6 in.)
- **index card 5x8 in** (5x8 in.)
- **hagaki card 100x148 mm** (100x 148 mm)

By default : 'Letter'

SetPaperw

Signature

```
function SetPaperw( $Paperw = '' )
```

Description

Set the paper width in twips.

Parameters

\$Paperw - a number representing the paper width in twips. By default the paper width is 12240 twips.

SetParBorderAlign

Signature

```
function SetParBorderAlign()
```

Description

Align paragraph borders and table edges with page border..

Parameters

SetPgnStart

Signature

```
function SetPgnStart( $PageNb = '' )
```

Description

Set the beginning page number.

Parameters

\$PageNb - a number representing the beginning page number of the document. By default is 1.

SetPrintTime

Signature

```
function SetPrintTime( $dtNewTime )
```

Description

Set the last print time of the document.

Parameters

SdtNewTime - the date time when document was last printed. Ex: '12/23/2004 20:45:53'.

SetPsOver

Signature

```
function SetPsOver()
```

Description

Set the Print PostScrip over the text property.

Parameters

SetRender

Signature

```
function SetRender( $Render = '' )
```

Description

Set the rendering of the document.

Parameters

\$Render - a string specifying the rendering style of the document. Any string beginning with 'V' for vertical rendering. Anything else even null or missing argument for horizontal rendering.

SetRevisionTime

Signature

```
function SetRevisionTime( $dtNewTime )
```

Description

Set the revision time of the document.

Parameters

\$dtNewTime - the date time when document was last revised. Ex: '12/23/2004 20:45:53'.

SetSubject

Signature

```
function SetSubject( $Subject = '' )
```

Description

Set the subject of the document.

Parameters

\$Subject - a string specifying the subject of the document.

SetTemplate

Signature

```
function SetTemplate( $Template = '' )
```

Description

Set the name of the related template file.

Parameters

\$Template - a string specifying the name of the template file.

SetTitle

Signature

```
function SetTitle( $Title = '' )
```

Description

Set the title of the document.

Parameters

\$Title - a string specifying the title of the document.

SetTwoonone

Signature

```
function SetTwoonone( $Title = '' )
```

Description

Print two logical pages on one physical page.

Parameters

SetVersionDoc

Signature

```
function SetVersionDoc( $Version = '' )
```

Description

Set the version number of the document.

Parameters

\$Version - a string representing the version of the document.

SetVertDoc

Signature

```
function SetVertDoc()
```

Description

Set the rendering of the document to Vertical.

Parameters

SetViewKind

Signature

```
function SetViewKind ( $ViewKind = '' )
```

Description

This method set the view mode of the document.

Parameters

\$ViewKind - represents the view mode of the document.

Allowed values:

- 'None'
- 'Page Layout | Page'
- 'Outline'
- 'Master Document' | 'Master'
- 'Normal'
- 'Online Layout' | 'Online'

By default : 'None'

SetViewScale

Signature

```
function SetViewScale ( $Scale = '' )
```

Description

This method set the zoom level of the document.

Parameters

\$Scale - zoom level of the document; the argument is a value representing a percentage (the default is 100).

SetViewZk

Signature

```
function SetViewZk ( $ZoomKind = '' )
```

Description

This method set the zoom kind of the document.

Parameters

\$ZoomKind - represents the zoom kind of the document

Allowed values:

- 'None'
- 'Full Page' | 'Full' | 'Page'
- 'Best Fit' | 'Best' | 'Fit'

By default : 'None'

SetWidowctrl

Signature

```
function SetWidowctrl()
```

Description

Enable widow and orphan control.

Parameters

SetWindowCaption

Signature

```
function SetWindowCaption ( $Caption = '' )
```

Description

This method sets the caption text for the document window.

Parameters

\$Caption - the string to be displayed in the window caption.

Section formatting methods

1. [AddNewSection](#)
2. [Sect_BeginLineNb](#)
3. [Sect_Break](#)
4. [Sect_CharSpaceBasement](#)
5. [Sect_ColNumber](#)
6. [Sect_ColWidth](#)
7. [Sect_DistLineNbTextLeft](#)
8. [Sect_FirstPage](#)
9. [Sect_IncludeEndNote](#)
10. [Sect_LineBetCols](#)
11. [Sect_LineGrid](#)
12. [Sect_LineModulus](#)
13. [Sect_LineNbRestart](#)
14. [Sect_NbColForSnaking](#)
15. [Sect_PageNbIncludeChapter](#)
16. [Sect_PageNbRestartPolicy](#)
17. [Sect_PageNbStyle](#)
18. [Sect_PageNumberFormat](#)
19. [Sect_PageOrientation](#)
20. [Sect_PrintBin](#)
21. [Sect_PrintBinFirst](#)
22. [Sect_ResetToDefaultProp](#)
23. [Sect_SetBidirectional](#)
24. [Sect_SetBorderArt](#)
25. [Sect_SetFooterY](#)
26. [Sect_SetGutter](#)
27. [Sect_SetHeaderY](#)
28. [Sect_SetMargb](#)
29. [Sect_SetMargins](#)
30. [Sect_SetMargl](#)
31. [Sect_SetMargmirror](#)
32. [Sect_SetMargr](#)
33. [Sect_SetMargt](#)
34. [Sect_SetPageBorderFoot](#)
35. [Sect_SetPageBorderHead](#)
36. [Sect_SetPageBorderOption](#)
37. [Sect_SetPageBorders](#)
38. [Sect_SetPageNbRight](#)
39. [Sect_SetPageNbTop](#)
40. [Sect_SetPaperh](#)
41. [Sect_SetPaperSize](#)
42. [Sect_SetPaperw](#)
43. [Sect_SetParBorderAlign](#)
44. [Sect_SetRender](#)
45. [Sect_SpaceBetCols](#)
46. [Sect_SpaceToRightOfCol](#)
47. [Sect_StateOf](#)

48. [Sect_TextFlow](#)

49. [Sect_TextShouldSnap](#)

50. [Sect_UnlockedForForms](#)

51. [Sect_VertAlign](#)

AddNewSection

Signature

```
function AddNewSection ( $DefaultProp = 'Yes', $Break = '' )
```

Description

Add a new section to the RTF document.

Parameters

\$DefaultProp – if Yes reset to default section properties; if No, the current section inherits all section properties defined in the previous section.

\$Break – describe the break preceding the text.

Allowed values:

- None | N | Nimic
- New column | Column
- New page | Page
- Even page | E page | Even
- Odd page | O page | Odd

By default : 'New page'

Sect_BeginLineNb

Signature

```
function Sect_BeginLineNb ( $LineNb = '' )
```

Description

Set the beginning line number for the current section.

Parameters

\$LineNb – a number representing the line number. By default is 1.

Sect_Break

Signature

```
function Sect_Break ( $Break = '' )
```

Description

Describe the break preceding the text of the current section.

Parameters

\$Break – a string specifying the break preceding the text of the section

Allowed values:

- **None | N | Nimic**
- **New column | Column**
- **New page | Page**
- **Even page | E page | Even**
- **Odd page | O page | Odd**

By default : 'New page'

Sect_CharSpaceBasement

Signature

```
function Sect_CharSpaceBasement ( $CharSpace = '' )
```

Description

Set the character space basement (character pitch minus font size).

Parameters

\$CharSpace – in device-independent units (a device-independent unit is 1/294912th of an inch).

Sect_ColNumber

Signature

```
function Sect_ColNumber ( $ColNb = '' )
```

Description

Column number to be formatted; used to specify formatting for variable-width columns.

Parameters

\$ColNb – column number. By default is 1.

Sect_ColWidth

Signature

```
function Sect_ColWidth ( $ColWidth = '' )
```

Description

Set the width of column in twips; used to override the default constant width setting for variable-width columns.

Parameters

\$ColWidth – the width of column in twips. By default is 720.

Sect_DistLineNbTextLeft

Signature

```
function Sect_DistLineNbTextLeft ( $Dist = '' )
```

Description

Set the distance from the line number to the left text margin in twips. The automatic distance is 0..

Parameters

\$Dist – a number representing the distance from the line number to the left text margin in twips. By default is 360.

Sect_FirstPage

Signature

```
function Sect_FirstPage ()
```

Description

Tells RTF reader the first page has a special format.

Parameters

Sect_IncludeEndNote

Signature

```
function Sect_IncludeEndNote ()
```

Description

Tells RTF reader the current section contains endnotes.

Parameters

Sect_LineBetCols

Signature

```
function Sect_LineBetCols ()
```

Description

Tells RTF reader it will be lines between columns.

Parameters

Sect_LineGrid

Signature

```
function Sect_LineGrid ( $LineGrid = '' )
```

Description

Set the line grid of the current section.

Parameters

\$LineGrid – a number specifying the line pitch in 20ths of a point.

Sect_LineModulus

Signature

```
function Sect_LineModulus ( $LineMod = '' )
```

Description

Set the line-number modulus amount to increase each line number.

Parameters

\$LineMod – a number specifying the line-number modulus. By default is 1.

Sect_LineNbRestart

Signature

```
function Sect_LineNbRestart ( $LineNbRestart = '' )
```

Description

Set the line numbers restart policy for the current section.

Parameters

\$LineNbRestart – a string specifying the line numbers restart policy.

Allowed values:

- 'Restart' **Line numbers restart at the value specified by [Sect_BeginLineNb](#)**
- 'Page' **Line numbers restart on each page**
- 'Continue' **Line numbers continues from the preceding section**

By default: 'Restart'

Sect_NbColForSnaking

Signature

```
function Sect_NbColForSnaking ( $LNbCol = '' )
```

Description

Set the number of columns for "snaking".

Parameters

\$NbCol – the number of columns. By default is 1.

Sect_PageNbIncludeChapter

Signature

```
function Sect_PageNbIncludeChapter ( $ChapterStyle = '', $Separator = '' )
```

Description

Indicates which heading level is used to prefix a heading number to the page number of the current section. Also describe the separator which appear between the heading level number and the page number of the current section.

Parameters

\$ChapterStyle – a string containing the name of the heading level.

Allowed values:

- | | |
|--|-----------|
| • heading 1 heading1 head 1 head1 h 1 h1 | Heading 1 |
| • heading 2 heading2 head 2 head2 h 2 h2 | Heading 2 |
| • heading 3 heading3 head 3 head3 h 3 h3 | Heading 3 |
| • heading 4 heading4 head 4 head4 h 4 h4 | Heading 4 |
| • heading 5 heading5 head 5 head5 h 5 h5 | Heading 5 |
| • heading 6 heading6 head 6 head6 h 6 h6 | Heading 6 |
| • heading 7 heading7 head 7 head7 h 7 h7 | Heading 7 |
| • heading 8 heading8 head 8 head8 h 8 h8 | Heading 8 |
| • heading 9 heading9 head 9 head9 h 9 h9 | Heading 9 |

By default: 'Heading 1'

\$Separator – a string containing the separator between the heading level number and the page number.

Allowed values:

- | | |
|----------------|---------------------------------|
| • Hyphen H | Hyphen separator character |
| • Period P | Period separator character |
| • Colon C | Colon separator character |
| • Em dash Em | Em dash (—) separator character |
| • En dash En | En dash (–) separator character |

By default: 'Hyphen'

Sect_PageNbRestartPolicy

Signature

```
function Sect_PageNbRestartPolicy ( $Rule = '', $Numb = ' ' )
```

Description

Set the section page number restart policy for the current section.

Parameters

\$Rule – a string containing the rule of the page number restart policy.

Allowed values:

- | | |
|-----------------------|-------------------------------------|
| • Continue Cont C | Continue page numbering |
| • Restart Rest R | Page number restart at \$Numb value |

By default: 'Continue'

\$Numb – a number representing the beginning page number. If null or missing then default value is 1

Sect_PageNbStyle

Signature

```
function Sect_PageNbStyle ( $PageNbStyle = '' )
```

Description

Set the page number style for the current section.

Parameters

\$PageNbStyle – a string containing the page number style.

Allowed values:

- **Decimal'**
- **Roman uppercase** | roman u | r u | ru | roman mare | rmare
- **Roman lowercase** | roman l | r l | rl | roman mic | rmic
- **Letter uppercase** | letter u | l u | lu
- **Letter lowercase** | letter l | ll | ll
- **Abjad jawaz** | biblical standard
- **Alif ba tah** | non-standard decimal
- **Korean 1** | chosung
- **Circle**
- **Kanji 1**
- **kanji 2**
- **Kanji 3**
- **Kanji 4**
- **Double-byte decimal**
- **Korean 2** | ganada
- **Chinese 1**
- **Chinese 2**
- **Chinese 3**
- **Chinese 4**
- **Chinese zodiac 1**
- **Chinese zodiac 2**
- **Chinese zodiac 3**
- **Hindi 1** | hindi vowel
- **Hindi 2** | hindi consonants
- **Hindi 3** | hindi digits
- **Hindi 4** | hindi descriptive | hindi cardinal
- **Thai 1** | thai letters
- **Thai 2** | thai digits
- **Thai 3** | thai descriptive
- **Vietnamese descriptive**
- **Korean 3** | dashes

By default: 'Decimal'

Sect_PageNumberFormat

Signature

```
function Sect_PageNumberFormat ( $PageNbStyle = '', $ChapterStyle = '',
$Separator = '', $RestartRule = '', $RestartNumb = '' )
```

Description

Set the page number format for the current section.

Parameters

\$PageNbStyle – a string containing the page number style.

Allowed values:

- **Decimal'**
- **Roman uppercase | roman u | r u | ru | roman mare | rmare**
- **Roman lowercase | roman l | r l | rl | roman mic | rmic**
- **Letter uppercase | letter u | l u | lu**
- **Letter lowercase | letter l | ll | ll**
- **Abjad jawaz | biblical standard**
- **Alif ba tah | non-standard decimal**
- **Korean 1 | chosung**
- **Circle**
- **Kanji 1**
- **kanji 2**
- **Kanji 3**
- **Kanji 4**
- **Double-byte decimal**
- **Korean 2 | ganada**
- **Chinese 1**
- **Chinese 2**
- **Chinese 3**
- **Chinese 4**
- **Chinese zodiac 1**
- **Chinese zodiac 2**
- **Chinese zodiac 3**
- **Hindi 1 | hindi vowel**
- **Hindi 2 | hindi consonants**
- **Hindi 3 | hindi digits**
- **Hindi 4 | hindi descriptive | hindi cardinal**
- **Thai 1 | thai letters**
- **Thai 2 | thai digits**
- **Thai 3 | thai descriptive**
- **Vietnamese descriptive**
- **Korean 3 | dashes**

By default: **Decimal**

\$ChapterStyle – a string containing the name of the heading level.

Allowed values:

- heading 1 | heading1 | head 1 | head1 | h 1 | h1 Heading 1
- heading 2 | heading2 | head 2 | head2 | h 2 | h2 Heading 2
- heading 3 | heading3 | head 3 | head3 | h 3 | h3 Heading 3
- heading 4 | heading4 | head 4 | head4 | h 4 | h4 Heading 4
- heading 5 | heading5 | head 5 | head5 | h 5 | h5 Heading 5
- heading 6 | heading6 | head 6 | head6 | h 6 | h6 Heading 6
- heading 7 | heading7 | head 7 | head7 | h 7 | h7 Heading 7
- heading 8 | heading8 | head 8 | head8 | h 8 | h8 Heading 8
- heading 9 | heading9 | head 9 | head9 | h 9 | h9 Heading 9

By default: 'Heading 1'

\$Separator – a string containing the separator between the heading level number and the page number.

Allowed values:

- Hyphen | H Hyphen separator character
- Period | P Period separator character
- Colon | C Colon separator character
- Em dash | Em Em dash (—) separator character
- En dash | En En dash (–) separator character

By default: 'Hyphen'

\$Rule – a string containing the rule of the page number restart policy.

Allowed values:

- Continue | Cont | C Continue page numbering
- Restart | Rest | R Page number restart at **\$Numb** value

By default: 'Continue'

\$Numb – a number representing the beginning page number. If null or missing then default value is 1

Sect_PageOrientation

Signature

```
function Sect_PageOrientation ( $Orientation = '' )
```

Description

This method set the page orientation for the current section of the RTF document. By default the page orientation is portrait and it is not necessary to call this method with the 'Portrait' parameter in order to specify it.

Parameters

\$Orientation - specify the orientation of the page Portrait/Landscape

Allowed values:

- 'L','l' or anything that starts with 'L','l' for Landscape
- Anything else for Portrait

By default: 'Portrait'

Sect_PrintBin

Signature

```
function Sect_PrintBin ( $PrintBin = '' )
```

Description

Set the printer bin used for the pages of the section.

Parameters

\$PrintBin - number of the printer bin. By default is 0.

Sect_PrintBinFirst

Signature

```
function Sect_PrintBinFirst ( $PrintBin = '' )
```

Description

Set the printer bin used for the first page of the section.

Parameters

\$PrintBin - number of the printer bin. By default is 0.

Sect_ResetToDefaultProp

Signature

```
function Sect_ResetToDefaultProp ()
```

Description

Reset to default section properties.

Parameters

Sect_SetBidirectional

Signature

```
function Sect_SetBidirectional ( $Bidi = '' )
```

Description

Set the bi-directional support for the current section.

Parameters

\$Bidi – a string containing the bi-directional support

Allowed values:

- 'l | left | left to right | left_to_right | left_to right | left to_right | left-to-right | left-to right | left to-right' Left to right
- 'r | right | right to left | right_to_left | right_to left | right_to left | right-to-left | right-to left |right to-left' Right to left

By default: 'Left to right'.

Sect_SetBorderArt

Signature

```
function Sect_SetBorderArt( $BorderArt = '' )
```

Description

Set the page border art for the current section.

Parameters

\$BorderArt - the argument is a value from 1 to 165 representing the number of the border. By default is 1.

Sect_SetFooterY

Signature

```
function Sect_SetFooterY ( $Marg = '' )
```

Description

Set the footer margin = distance from the footer to the bottom of the page for the current section .

Parameters

\$Marg – a number representing the distance in twips from the footer to the bottom of the page (the default is 720)

Sect_SetGutter

Signature

```
function Sect_SetGutter( $GutterWidth = '' )
```

Description

Set the gutter width in twips for the current section.

Parameters

\$GutterWidth - a number representing the gutter width in twips.

Sect_SetHeaderY

Signature

```
function Sect_SetHeaderY ( $Marg = '' )
```

Description

Set the header margin = distance from the header to the top of the page for the current section .

Parameters

\$Marg – a number representing the distance in twips from the header to the top of the page (the default is 720)

Sect_SetMargb

Signature

```
function Sect_SetMargb( $Margin = '' )
```

Description

Set the bottom margin of the page in twips for the current section.

Parameters

\$Margin - an integer representing the bottom margin of the page in twips. The default value is 1440.

Sect_SetMargins

Signature

```
function Sect_SetMargins( $Left = '', $Right = '', $Top = '', $Bottom = '' )
```

Description

Set the margins of the page in twips for the current section.

Parameters

\$Left - an integer representing the left margin of the page in twips. The default value is 1800.

\$Right - an integer representing the right margin of the page in twips. The default value is 1800.

\$Top - an integer representing the top margin of the page in twips. The default value is 1440.

\$Bottom - an integer representing the left margin of the page in twips. The default value is 1440.

Sect_SetMargl

Signature

```
function Sect_SetMargl( $Margin = '' )
```

Description

Set the left margin of the page in twips for the current section.

Parameters

\$Margin - an integer representing the left margin of the page in twips. The default value is 1800.

Sect_SetMargmirror

Signature

```
function Sect_SetMargmirror()
```

Description

Switches margin definitions on left and right pages for the current section. Used in conjunction with [SetFancingp](#).

Parameters

Sect_SetMargr

Signature

```
function Sect_SetMargr( $Margin = '' )
```

Description

Set the right margin of the page in twips for the current section.

Parameters

\$Margin - an integer representing the right margin of the page in twips. The default value is 1800.

Sect_SetMargt

Signature

```
function Sect_SetMargt( $Margin = '' )
```

Description

Set the top margin of the page in twips for the current section.

Parameters

\$Margin - an integer representing the top margin of the page in twips. The default value is 1440.

Sect_SetPageBorderFoot

Signature

```
function Sect_SetPageBorderFoot()
```

Description

Tells RTF reader that page borders surrounds footer in the current section.

Parameters

Sect_SetPageBorderHead

Signature

```
function Sect_SetPageBorderHead()
```

Description

Tells RTF reader that page borders surrounds header in the current section.

Parameters

Sect_SetPageBorderOption

Signature

```
function Sect_SetPageBorderOption( $BorderOption = '' )
```

Description

Set the reference for the page border measurement in the current section.

Parameters

\$BorderOption - an integer specifying the option.

Allowed values:

- **8** -> Page border measure from text. Always display in front option is set to off.
- **32** -> Page border measure from edge of page. Always display in front option is set to on.
- **4032** -> Page border measure from edge of page. Always display in front option is set to off.

By default: '8'

Sect_SetPageBorders

Signature

```
function Sect_SetPageBorders( $BrdPos = '', $BrdType = '', $BrdPen = '',
$BrdColor = '', $BrdSpace = '', $BrdArt = '', $BrdOpt = '', $BrdAlign = '' )
```

Description

Set the page borders for the current section.

Parameters

\$BrdPos - a string representing the position or the positions the border/borders will be defined for.

Allowed values:

- 't' Top.
- 'b' Bottom
- 'l' Left.
- 'r' Right
- 'tblr' | 'tbl' | 'tb' | 'bl' | 'lr' | 'tl' etc - any combination

By default: 'tblr'

\$BrdType - a string specifying the border style.

Allowed values:

- | | |
|--|------------|
| • 'Single-thickness Single thickness Single' thickness border. | Single- |
| • 'Double-thickness Double thickness' thickness border. | Double- |
| • 'Shadowed' border. | Shadowed |
| • 'Double' border. | Double |
| • 'Dotted' border. | Dotted |
| • 'Dotted' border. | Dotted |
| • 'Dashed' border. | Dashed |
| • 'Hairline' border. | Hairline |
| • 'Resembles a frame Frame' resembles a "Frame." | Border |
| • 'No border specified No' specified. | No border |
| • 'Table cell has no borders table cell has no' has no borders. | Table cell |
| • 'Inset' border. | Inset |

• 'Dashed small' border.	Dashed
• 'Dot-dashed Dot dashed' dashed border.	Dot-
• 'Dot-dot-dashed Dot-dot dashed Dot dot-dashed Dot dot dashed' dashed border.	Dot-dot-
• 'Outset' border.	Outset
• 'Triple' border.	Triple
• 'Thick-thin small Thick thin small' border (small).	Thick-thin
• 'Thin-thick small Thin thick small' border (small).	Thin-thick
• 'Thin-thick thin small Thin thick thin small' thin border (small).	Thin-thick
• 'Thick-thin medium Thick thin medium' border (medium).	Thick-thin
• 'Thin-thick medium Thin thick medium' border (medium).	Thin-thick
• 'Thin-thick thin medium Thin thick thin medium' thin border (medium).	Thin-thick
• 'Thick-thin large Thick thin large' border (large).	Thick-thin
• 'Thin-thick large Thin thick large' border (large).	Thin-thick
• 'Thin-thick thin large Thin-thick thin large Thin thick-thin large Thin thick thin large' Thin-thick-thin border (large).	
• 'Wavy' border.	Wavy
• 'Double wavy' wavy border.	Double
• 'Striped' border.	Striped
• 'Embossed' border.	Embossed
• 'Engraved' border.	Engraved

By default: 'No border specified'

\$BrdPen - this argument is representing the border width in twips. It is the width in twips of the pen used to draw the paragraph border line and cannot be greater than 75. To obtain a larger border width, please prefix your width with the letter 'D' and you will obtain a width double that the one you had specified. Ex: 'D60' will draw a border with 120 twips in width. If null or missing by default the width will 1.

\$BrdColor - a string representing the RGB color code of the border to be drawn. The color will be specified in this format 'RRRGGBBB' where RRR is the code for the red color and can be any number between 000 and 255, GGG is the code for the green color and can be any number between 000 and 255, BBB is the code for the blue color and can be any number between 000 and 255. Ex: '255000000' to draw a border with red color. If the length of the argument is less than 9 then it will be filled out with '0' at the right till length is 9. Ex: '00012' became '000120000'. If null or missing by default the color will be '000000000'.

\$BrdArt - this argument is a number between 1 and 165 representing the number of the border art of the page. By default is null that means no border art will be used to draw the border of the page.

\$BrdSpace - this argument specify the space in twips between borders and the paragraph. By default the space is 480 twips.

\$BrdOpt - an integer specifying the reference for the page border measurement.

Allowed values:

- **8** -> Page border measure from text. Always display in front option is set to off.
- **32** -> Page border measure from edge of page. Always display in front option is set to on.
- **4032** -> Page border measure from edge of page. Always display in front option is set to off.

By default: '8'

Sect_SetPageNbRigh

Signature

```
function Sect_SetPageNbRigh( $PageRight = '' )
```

Description

Set the Page number right margin for the current section. This control word is understood but not used by current versions (6.0 or later) of Word

Parameters

\$PageRight - a number representing the distance in twips between page number and the right margin (the default is 720).

Sect_SetPageNbTop

Signature

```
function Sect_SetPageNbTop( $PageTop = '' )
```

Description

Set the Page number top margin for the current section. This control word is understood but not used by current versions (6.0 or later) of Word

Parameters

\$PageTop - a number representing the distance in twips between page number and the top margin (the default is 720).

Sect_SetPaperh

Signature

```
function Sect_SetPaperh( $Paperh = '' )
```

Description

Set the paper height in twips for the current section.

Parameters

\$Paperh - a number representing the paper height in twips. By default the paper height is 15840 twips.

Sect_SetPaperSize

Signature

```
function Sect_SetPaperSize ( $PaperFormat = '' )
```

Description

Define the size of the paper for the current section. The size can be specified by passing as parameter the paper format. You can also define your custom paper size by using [Sect_SetPaperh](#) and [Sect_SetPaperw](#).

Parameters

\$PaperFormat - the type of paper used for this document

Allowed values:

- Letter (8.5 x 11 in.)
- Letter Small (8.5 x 11 in.)
- Note (8.5 x 11 in.)
- Tabloid (11 x 17 in.)
- 11 x 17 in (11x17 in.)
- Ledger (17 x 11 in.)
- Legal (8.5 x 14 in.)
- Statement (5.5 x 8.5 in.)
- Executive (7.25 x 10.5 in.)
- A3 (297 x 420 mm)
- A4 (210 x 297 mm)
- A4 Small (210 x 297 mm)
- A5 (148 x 210 mm)
- B4 (jis) (250 x 354)
- B5 (jis) (182 x 257 mm)
- Folio (8.5 x 13 in.)
- Quarto (215 x 275 mm)
- 10x14 in (10x14 in.)
- Envelope #9 (3.875 x 8.875 in.)
- Envelope #10 (4.125 x 9.5 in.)
- Envelope #11 (4.5 x 10.375 in.)
- Envelope #12 (4.75 x 11 in.)
- Envelope #14 (5 x 11.5 in.)
- C size sheet (17 x 22 in.)
- D size sheet (22 x 34 in.)
- E size sheet (34 x 44 in.)
- Envelope DL (110 x 220 mm)
- Envelope C3 (324 x 458 mm)
- Envelope C4 (229 x 324 mm)
- Envelope C5 (162 x 229 mm)
- Envelope C6 (114 x 162 mm)

- **Envelope C65** (114 x 229 mm)
- **Envelope B4** (250 x 353 mm)
- **Envelope B5** (176 x 250 mm)
- **Envelope B6** (176 x 125 mm)
- **Envelope** (110 x 230 mm)
- **Envelope Monarch** (3.875 x 7.5 in.)
- **6-3/4 Envelope** (3.625 x 6.5 in.)
- **US Std Fanfold** (14.875 x 11 in.)
- **German Std Fanfold** (8.5 x 12 in.)
- **German Legal Fanfold** (8.5 x 13 in.)
- **A6** (105x142 mm)
- **index card 4x6 in** (4x6 in.)
- **index card 5x8 in** (5x8 in.)
- **hagaki card 100x148 mm** (100x 148 mm)

By default : 'Letter'

Sect_SetPaperw

Signature

```
function Sect_SetPaperw( $Paperw = '' )
```

Description

Set the paper width in twips for the current section.

Parameters

\$Paperw - a number representing the paper width in twips. By default the paper width is 12240 twips.

Sect_SetParBorderAlign

Signature

```
function Sect_SetParBorderAlign()
```

Description

Align paragraph borders and table edges with page border in the current section.

Parameters

Sect_SetRender

Signature

```
function Sect_SetRender( $Render = '' )
```

Description

Set the rendering of the current section.

Parameters

\$Render - a string specifying the rendering style of the document. Any string beginning with 'V' for vertical rendering. Anything else even null or missing argument for horizontal rendering.

Sect_SpaceBetCols

Signature

```
function Sect_SpaceBetCols ( $SpaceBetCols = '' )
```

Description

Set the space, in twips, between columns in the current section.

Parameters

\$SpaceBetCols – a number representing the space between columns. By default is 720.

Sect_SpaceToRightOfCol

Signature

```
function Sect_SpaceToRightOfCol ( $SpaceCols = '' )
```

Description

Space to right of column in twips in the current section.; used to specify formatting for variable-width columns

Parameters

\$SpaceCols – a number representing the space to right of column. By default is 720.

Sect_StateOf

Signature

```
function Sect_StateOf ( $StateOf = '' )
```

Description

Set the default state of section. Or specify number of chars per line only or both number of char per line and number of line per page.

Parameters

\$StateOf – a string containing the state of section.

Allowed values:

- 'Default | D' Indicates number of chars per line and number of line per page are not emitted.
- 'Characters per line | Char/line | c/l | cl' Specify number of chars per line only.
- 'Both | B | Char/line and line/page | c/l l/p' Specify both number of char per line and number of line per page.

By default : 'Default'

Sect_TextFlow

Signature

```
function Sect_TextFlow ( $TextFlow = '' )
```

Description

Set the section properties for specifying text flow.

Parameters

\$TextFlow – a string containing text flow properties of the current section

Allowed values:

- 'Left to right and top to bottom | lrtb'
- 'Top to bottom and right to left, vertical | tbrlv'
- 'Left to right and bottom to top | lrbt'
- 'Right to left and top to bottom | rtlb'
- 'Left to right and top to bottom, vertical | lrtbv'
- 'Vertically, non-vertical font | vert | v'

By default : 'Left to right and top to bottom'

Sect_TextShouldSnap

Signature

```
function Sect_TextShouldSnap ()
```

Description

Indicates that text should snap to the character grid in the current section.

Parameters

Sect_UnlockedForForms

Signature

```
function Sect_UnlockedForForms ()
```

Description

Specify this section is unlocked for forms..

Parameters

Sect_VertAlign

Signature

```
function Sect_VertAlign ( $VertAlign ='' )
```

Description

Set the vertical alignment of the text in the current section..

Parameters

\$VertAlign – a string specifying the vertical alignment of the text.

Allowed values:

- 'Top-aligned | top | t'
- 'Bottom-aligned | bottom | b'
- 'Centered vertically | centered | center | c'
- 'Justified vertically | justified | justify | justif | j'

By default : 'Top'

Functional methods

1. [AddColor](#)
2. [AddFont](#)
3. [AddStyle](#)
4. [Bullet](#)
5. [Close](#)
6. [Date](#)
7. [DefineFooters](#)
8. [DefineHeaders](#)
9. [Error](#)
10. [FRTF](#)
11. [InsertFooter](#)
12. [InsertHeader](#)
13. [InsertPicture](#)
14. [InsertTable](#)
15. [LastWordSupported](#)
16. [LineBreak](#)
17. [Open](#)
18. [Output](#)
19. [PageBreak](#)
20. [Tab](#)
21. [Write](#)

AddColor

Signature

```
function AddColor ( $Red, $Green, $Blue )
```

Description

Add a new color in the color table of the document.

This method return the index of the color in the color table or -1 if the color hasn't been added to the color table.

Parameters

\$Red – a number between 000-255 representing the code for the red color.

\$Green – a number between 000-255 representing the code for the green color.

\$Blue – a number between 000-255 representing the code for the blue color.

AddFont

Signature

```
function AddFont ( $Name, $Family, $CharSet, $Pitch = 0, $Panose = '',
$Tagg = '', $AltName = '', $EmbType = '', $EmbFile = '', $EmbCPage = '' )
```

Description

Add a new font in the font table of the document.

This method return the index of the font in the font table or -1 if the font hasn't been added to the font table.

Parameters

\$Name – a string specifying the name of the font to be added

\$Family – a string specifying the family of the font

Allowed values:

- | | |
|--|--|
| • Unknown
default) | Unknown or default font (the |
| • Roman
serifs font -> Times New Roman, Palatino | Roman, proportionally spaced |
| • Swiss
serifs font -> Arial | Swiss proportionally spaced sans |
| • Modern Fixed-pitch Fixed
fonts -> Courier New, Pica | Fixed-pitch serif and sans serif |
| • Script
fonts | Script
-> Cursive |
| • Decorative
fonts | Decorative
-> Old English, ITC Zapf Chancery |
| • Technical Symbol Mathematical
mathematical fonts -> Symbol | Technical, symbol and |
| • Bidirectional arabic hebrew
bidirectional font -> Miriam | Arabic, Hebrew or other |

By default : 'Unknown'

\$Charset – a string specifying the character set of the font

Allowed values:

- **Ansi**
- **Default**
- **Symbol**
- **Invalid**

- **Mac**
- **Shift jis**
- **Hangul**
- **Johab**
- **Gb2312**
- **Big5**
- **Greek**
- **Turkish**
- **Vietnamese**
- **Hebrew**
- **Arabic**
- **Arabic traditional**
- **Arabic user**
- **Hebrew user**
- **Baltic**
- **Russian**
- **Thai**
- **Eastern european**
- **Pc 437**
- **Oem**

By default : 'Ansi'

\$Pitch – a string specifying the font pitch

Allowed values:

- **Default**
- **Fixed | Fix | F**
- **Variable | Var | V**

By default : 'Default'

\$Panose – this string contains a 10-byte Panose 1 number. Each byte represents a single font property as described by the Panose 1 standard specification.

\$Tagg – This is an optional control word in the font table to define the nontagged font name. This is the actual name of the font without the tag, used to show which character set is being used. For example, Arial is a nontagged font name, and Arial (Cyrillic) is a tagged font name. This control word is used by WordPad. Word ignores this control word (and never creates it).

\$AltName – Indicates alternate font name to use if the specified font in the font table is not available.

\$EmbType – a string containing the type of the embedded font

Allowed values:

- **Unknown**
- **True type | True | T**

By default : 'Unknown'

\$EmbFile – the file name containing the embedded font

\$EmbCPage – specify the character set for the file name

Allowed values:

- **United states ibm**
- **Arabic (asmo 708)**
- **Arabic (asmo 449+, bcon v4)**
- **Arabic (transparent arabic)**
- **Arabic (nafitha enhanced)**
- **Arabic (transparent asmo)**
- **Windows 3.1 (united states and western europe)**
- **Ibm multilingual**
- **Eastern european**
- **Portuguese**
- **Hebrew_1**
- **French canadian**
- **Arabic_1**
- **Norwegian**
- **Soviet union**
- **Thai**
- **Japanese**
- **Simplified chinese**
- **Korean**
- **Traditional chinese**
- **Windows 3.1 (eastern european)**
- **Windows 3.1 (cyrillic)**
- **Western european**
- **Greek**
- **Turkish**
- **Hebrew**
- **Arabic**
- **Baltic**
- **Vietnamese**
- **Johab**

By default : 'Western european'

AddStyle

Signature

```
function AddStyle ( $StyleFormatting, $StyleDef, $StyleName = '', $StyleKeyCode = '', $StyleAdditive = '', $StyleBased = '',
$StyleNext = '', $StyleAutoUpd = '', $StyleHidden = '', $StylePers = '', $StyleCompose = '', $StyleReply = '', $StyleSemiHidden =
'', $StyleID = '' )
```

Description

Add a style in the style sheet table of the document.

This method return the index of the style sheet in the style sheet table or -1 if the style sheet hasn't been added to the style sheet table.

Parameters

\$StyleFormatting – a string specifying the format to be applied to the style

All style formatting elements are configured in the *conf.inc.php* file.

So it is easy to change labels for objects or separators in the style formatting string.

By default these labels are:

Group separator begin	= '['
Group separator end	= ']'
Multi definitions begin	= '{'
Multi definitions end	= '}'
Value separator	= ','
Missing value	= '^'
Label for BORDER properties	= 'BRDRDEF'
Label for PARAGRAPH properties	= 'PARFMT'
Label for FRAME properties	= 'APOCTL'
Label for TAB properties	= 'TABDEF'
Label for SHADING properties	= 'SHADING'
Label for CHARACTER properties	= 'CHRFMT'
Label for FONT properties	= 'FONTDEF'
Label for LANGUAGE properties	= 'LANGDEF'

The structure of the style formatting string is:

`$StyleFormatting=(Object{{Definition}})* ; Definition=((value | ^)_)+` where +, |, * have PHP Eregi significations

Objects to which we can change properties in the style sheet are:

- [FONT](#)
- [PARAGRAPH](#)
- [TABS](#)
- [BORDERS](#)
- [SHADING](#)
- [LANGUAGE](#)
- [FRAME](#)

FONT

FONTDEF:

`[{FontFamily_FontStyle_FontSize_FontColor_FontUnderline_FontEffects_CharScale_CharSpacing_CharPosition_CharKerning_TextAnimation}]`

FontFamily – the name of the font family (it has to be added in the font table !)

FontStyle – the font style

Allowed values:

- Regular
- Italic
- Bold
- Bold Italic

By default : 'Regular'

FontSize – the size of the font between 1 and 1638. By default 12.

FontColor – a string representing the color code of the font. The color will be specified in this format 'RRRGGBBB' where RRR is the code for the red color and can be any number between 000 and 255, GGG is the code for the green color and can be any number between 000 and 255, BBB is the code for the blue color and can be any number between 000 and 255. Ex: '255000000' to draw a border with red color. If the length of the argument is less than 9 then it will be filled out with '0' at the right till length is 9. Ex: '00012' became '000120000'. If null or missing by default the color will be '000000000'.

FontUnderline – specify the underline style and color for the font. It can be specified like 'style255000128' or '255000128style' or any mixture '2s55t0y001le28'. For the underline color see FontColor.

Allowed values for style:

- Continuous
- Dotted
- Dashed
- Dash-dotte

- Dash-dot-dotted
- Double
- Heavy wave
- Long dashed
- None
- Thick
- Thick dotted
- Thick dashed
- Thick dash-dotted
- Thick dash-dot-dotted
- Thick long dashed
- Double wave
- Word
- Wave

By default : 'None'

FontEffects - specify the effects to be applied to the font. It can contains one or more (even all) of the followings values:

Allowed values for effects: "strikethrough | double strikethrough | superscript | subscript | shadow | outline | emboss | engrave | small capitals | all capitals | hidden".

CharScale - specify the character scale of the font. Allowed values between 1 and 600%. By default 100.

CharSpacing - specify the character spacing for the font. Values between -1584 and 1584 in points. If CharSpacing < 0 that means Condensed else means Expanded. By default 0.

CharPosition - specify the character position for the font. Values between -1584 and 1584 in points. If CharPosition < 0 that means Lowered else means Raised. By default 0.

CharKerning - specify the character kerning for the font. Values between 1 and 1638 in points. By default 0.

TextAnimation - specify the animation for the font

Allowed values:

- None
- Las Vegas Lights
- Blinking Background
- Sparkle Text
- Marching Black Ants
- Marching Red Ants
- Shimmer

By default : 'None'

EX: FONTDEF:[{Times New Roman CE_Bold italic_12_128000255_word128000255_strikethrough double strikethrough superscript subscript shadow outline emboss engrave small capitals all capitals hidden _ ^ ^ ^ ^ Las Vegas Lights}] , the char '^' is used to specify a missing value; in that case by default values are used: CharScale=100, CharSpacing=0, CharPosition=0, CharKerning=0.

PARAGRAPH

PARFMT:[{Align_Outline_Indent_Special_Spacing_LineSpace_PageBreak_FontAlign}]

Align - define the paragraph alignment

Allowed values:

- Centered | center | c
- Justified | just | j
- Left-aligned | left | l
- Right-aligned | right | r
- Distributed | distri | d
- Kashida-low | kashida-l | kashidal | k-l | kl
- Kashida-medium | kashida-m | kashidam | k-m | km
- Kashida-high | kashida-h | kashidah | k-h | kh
- Thai | t

By default : 'Left-aligned'

Outline - define the outline level of paragraph.

Allowed values:

- Body text | bodytext | body
- Level1 | L1 | 1
- Level2 | L2 | 2
- Level3 | L3 | 3
- Level4 | L4 | 4
- Level5 | L5 | 5
- Level6 | L6 | 6
- Level7 | L7 | 7
- Level8 | L8 | 8
- Level9 | L9 | 9
-

By default : 'Body Text'

Indent - specify the indentation for the paragraph. Possible values: Left9999Right9999 | L9999Right9999 | Left9999R9999 | L9999R9999 where 9 means a digit. The number after Left and Right is the indentation in twips and must be between -31680 and 31680 that correspond to -22 to 22 inches.

Special - define special indentation for the paragraph. In the list below 9 mean a digit and the range of indentation is 0 - 28800 twips that correspond to 0-20 inches.

Allowed values:

- None | n
- First line | firstline | fline | fl | first | line | f | 1 + 9999
- Hanging | hang | h + 9999

By default : 'None'

Spacing - specify the spacing for the paragraph. Possible values: Before9999After9999 | B9999After9999 | B9999A9999 | Before9999A9999 BAutoA9999 | BautoAauto where 9 means a digit. The values for before and after must be between -1 and 1584 pts

LineSpace - specify the line spacing. For At least and Exactly values you can add or mix (E1x3a4c6tly<=>Exactly1346) a space in twips. For Multiply value you can add or mix (Mu3ltipty<=>Multiply3) a number of lines.

Allowed values:

- Single | sing | s
- .lines | lines | line | .line | line | lin | l
- double | doub | do | db | d
- at least | at | least | le | a
- exactly | exact | ex | e | x
- multiple | multi | mul | m

By default : 'Single'

PageBreak - define the page breaks for the paragraph.

Possible values: W -L-X-P-S-H. Presence of letter means checkbox =true and the absence means checkbox=false.

W=>Widow/Orphan control

L=> Keep lines together

X=> Keep with next

P=> Page break before

S=> Suppress line numbers

H=> Don't hyphenate

FontAlign - define the font alignment in the paragraph

Allowed values:

- Auto | a
- Hanging | hang | h
- Center | c
- Roman | r
- Upholding variable | u var | variable | var | v
- Upholding fixed | u f | fixed | fix | f

By default : 'Auto'

EX: PARFMT:{{Left_Body text_L0R0_^_Before3A3_single_W_^}}, the char '^' is used to specify a missing value; in that case by default values are used: Special=None, FontAlign=Auto.

TABS

TABDEF:{{TabStop_Align_Lead}}

TabStop - define tab stop position. A number specifying the tab stop position in inches.

Align - define the alignment of the tab

Allowed values:

- Left | L
- Center | C
- Right | R
- Decimal | Deci | D
- Bar | B

By default : 'Left'

Lead - define tab leader

Allowed values:

- None
- Dots | D
- Middle dots | middle | m
- Hyphens | H
- Underline | U
- Thick line | Thick | line | t
- Equal sign | equal | sign | e

By default : 'None'

EX: TABDEF:{{2_center_u}{1.5_right_equal sign}}.

BORDERS

BRDRDEF:{{BorderStyle_BorderColor_BorderWidth_BorderSpace_BorderSettings}}

BorderStyle - specify the border style.

Allowed values:

- 'Single-thickness | Single thickness | Single' Single-thickness border.
- 'Double-thickness | Double thickness' Double-thickness border.
- 'Shadowed' Shadowed border.
- 'Double' Double border.
- 'Dotted' Dotted border.
- 'Dotted' Dotted border.
- 'Dashed' Dashed border.
- 'Hairline' Hairline border.
- 'Resembles a frame | Frame' Border resembles a "Frame."
- 'No border specified | No' No border specified.
- 'Table cell has no borders | table cell has no' Table cell has no borders.
- 'Inset' Inset border.
- 'Dashed small' Dashed small.
- 'Dot-dashed | Dot dashed' Dot-dashed border.
- 'Dot-dot-dashed | Dot-dot dashed | Dot dot-dashed | Dot dot dashed' Dot-dot-dashed border.
- 'Outset' Outset border.
- 'Triple' Triple border.
- 'Thick-thin small | Thick thin small' Thick-thin border (small).
- 'Thin-thick small | Thin thick small' Thin-thick border (small).
- 'Thin-thick thin small | Thin thick thin small' Thin-thick thin border (small).
- 'Thick-thin medium | Thick thin medium' Thick-thin border (medium).
- 'Thin-thick medium | Thin thick medium' Thin-thick border (medium).
- 'Thin-thick thin medium | Thin thick thin medium' Thin-thick thin border (medium).
- 'Thick-thin large | Thick thin large' Thick-thin border (large).
- 'Thin-thick large | Thin thick large' Thin-thick border (large).
- 'Thin-thick thin large | Thin-thick thin large | Thin thick-thin large | Thin thick thin large' Thin-thick-thin border (large).
- 'Wavy' Wavy border.
- 'Double wavy' Double wavy border.
- 'Striped' Striped border.
- 'Embossed' Embossed border.
- 'Engraved' Engraved border.

By default: 'No border specified'

BorderColor - a string representing the color code of the border to be drawn. The color will be specified in this format 'RRRGGGBBB' where RRR is the code for the red color and can be any number between 000 and 255, GGG is the code for the green color and can be any number between 000 and 255, BBB is the code for the blue color and can be any number between 000 and 255. Ex: '255000000' to draw a border with red color. If the length of the argument is less than 9 then it will be filled out with '0' at the right till length is 9. Ex: '00012' became '000120000'. If null or missing by default the color will be '000000000'.

BorderWidth -this argument is representing the border width in twips. It is the width in twips of the pen used to draw the paragraph border line and cannot be greater than 75. To obtain a larger border width, please prefix your width with the letter 'D' and you will obtain a width double that the one you had specified. Ex: 'D60' will draw a border with 120 twips in width. If null or missing by default the width will 1.

BorderSpace - this argument specify the space in twips between borders and the paragraph. By default the space is 480 twips.

BorderSettings - specify the margins to which properties apply. Possible values: T -> Top, B->Bottom, L->Left, R->Right, I->Individual, X->boX

EX: BRDRDEF:[{shadowed_000000000_32_3_tlr}{shadowed_255000000_32_3_b}].

SHADING

SHADING:[{ShadingStyle_FillColor_BackColor}]

ShadingStyle - define the shading style.

Allowed values:

- 0 - 100, specifying a percentage
- Dk Horizontal
- Dk Vertical
- Dk Dwn Diagonal
- Dk Up Diagonal
- Dk Grid
- Dk Trellis
- Lt Horizontal
- Lt Vertical
- Lt Dwn Diagonal
- Lt Up Diagonal
- Lt Grid
- Lt Trellis

By default : '0'

FillColor - a color code

BackColor - a color code

EX: SHADING[{20_255255_255255255}].

LANGUAGE

LANGDEF:[{Lang_Langfe}]

Lang - primary language

Langfe - secondary language

Allowed values for both above items:

- Afrikaans
- Albanian
- Arabic

- Arabic Algeria
- Arabic Bahrain
- Arabic Egypt
- Arabic General
- Arabic Iraq
- Arabic Jordan
- Arabic Kuwait
- Arabic Lebanon
- Arabic Libya
- Arabic Morocco
- Arabic Oman
- Arabic Qatar
- Arabic Syria
- Arabic Tunisia
- Arabic U.A.E.
- Arabic Yemen
- Armenian
- Assamese
- Azeri Cyrillic
- Azeri Latin
- Basque
- Bengali
- Bosnia Herzegovina
- Bulgarian
- Burmese
- Byelorussian
- Catalan
- Chinese China
- Chinese General
- Chinese Hong Kong
- Chinese Macao
- Chinese Singapore
- Chinese Taiwan
- Croatian
- Czech
- Danish
- Dutch Belgium
- Dutch Standard
- English Australia
- English Belize
- English British
- English Canada
- English Caribbean
- English General
- English Ireland
- English Jamaica
- English New Zealand
- English Philippines
- English South Africa
- English Trinidad
- English United States
- English Zimbabwe
- Estonian
- Faeroese
- Farsi
- Finnish
- French
- French Belgium
- French Cameroon
- French Canada
- French Cote d'Ivoire
- French Luxemburg
- French Mali
- French Monaco
- French Reunion
- French Senegal
- French Swiss
- French West Indies
- French Zaire
- Frisian
- Gaelic
- Gaelic Ireland
- Galician
- Georgian
- German
- German Austrian
- German Liechtenstein
- German Luxemburg
- German Switzerland
- Greek
- Gujarati
- Hebrew
- Hindi
- Hungarian
- Icelandic
- Indonesian
- Italian
- Italian Switzerland
- Japanese
- Kannada

- Kashmiri
- Kashmiri India
- Kazakh
- Khmer
- Kirghiz
- Konkani
- Korean
- Korean Johab
- Lao
- Latvian
- Lithuanian
- Lithuanian Classic
- Macedonian
- Malay
- Malay Brunei Darussalam
- Malayalam
- Maltese
- Manipuri
- Marathi
- Mongolian
- Nepali
- Nepali India
- Norwegian Bokmal
- Norwegian Nynorsk
- Oriya
- Polish
- Portuguese Brazil
- Portuguese Iberian
- Punjabi
- Rhaeto-Romanic
- Romanian
- Romanian Moldova
- Russian
- Sami Lappish
- Sanskrit
- Serbian Cyrillic
- Serbian Latin
- Sindhi
- Slovak
- Slovenian
- Sorbian
- Spanish Argentina
- Spanish Bolivia
- Spanish Chile
- Spanish Colombia
- Spanish Costa Rica
- Spanish Dominican Republic
- Spanish Ecuador
- Spanish El Salvador
- Spanish Guatemala
- Spanish Honduras
- Spanish Mexico
- Spanish Modern
- Spanish Nicaragua
- Spanish Panama
- Spanish Paraguay
- Spanish Peru
- Spanish Puerto Rico
- Spanish Traditional
- Spanish Uruguay
- Spanish Venezuela
- Sutu
- Swahili
- Swedish
- Swedish Finland
- Tajik
- Tamil
- Tatar
- Telugu
- Thai
- Tibetan
- Tsonga
- Tswana
- Turkish
- Turkmen
- Ukrainian
- Urdu
- Urdu India
- Uzbek Cyrillic
- Uzbek Latin
- Venda
- Vietnamese
- Welsh
- Xhosa
- Yiddish
- Zulu

By default: 'Romanian'

EX: LANGDEF:[{^_^}] equivalent to LANGDEF:[{Romanian_Romanian}].

APOCTL:{{FrameSize_HorizPos_VertPos_TextWrap_DropCap_TextFlow_OverLap}}

FrameSize - specify the size of the frame. Possible values: **W9999H9999** where 9 means a digit. The numbers means the width and the height of the frame. A positive value for height indicates the minimum height of the frame, and a negative value indicates the exact height of the frame. A value of zero indicates that the height of the frame adjusts to the contents of the frame.

HorizPos - specify horizontal position. **99AlignReference**.

99->distance from text in twips,

Allowed values for Align:

- Left | L
- Center | C
- Right | R
- Inside | I
- Outside | O

By default : 'Left'

Allowed values for Reference:

- Margin | m
- Page | p
- Column | c

By default : 'Column'

VertPos - specify vertical position. **99AlignReferenceLock**.

99->distance from text in twips,

Lock -> Lock anchor (values 'lock | k')

Allowed values for Align:

- Top | T
- Bottom | B
- Center | C
- Inside | I
- Inline | IL
- Outside | O

By default : 'Top'

Allowed values for Reference:

- Margin
- Page
- Paragraph | par

By default : 'Margin'

TextWrap - define the text wrap mode like: **WrapMode?+OverlayMode? +B9999|W9999H9999**

Possible values :

WrapMode -> NoWrap | Now

OverlayMode -> Overlay | O

B9999 or **W9999H9999** specifying the distance in twips from text in all directions respectively horizontally and vertically.

DropCap - define number of lines drop cap is occupy to and the drop cap type : **9DropType**

Allowed values for DropType:

- In-text | in | i
- Margin | mar | m

By default : 'In-text'

TextFlow - specify how the frame flows.

Allowed values:

- lrtb Frame box flows from left to right and top to bottom (default).
- rtlb Frame box flows right to left and top to bottom.
- lrbt Frame box flows left to right and bottom to top
- lrtbv | vlrtb Frame box flows left to right and top to bottom, vertical.
- rtlbtv | vlrbt Frame box flows top to bottom and right to left, vertical.

By default : 'lrtb'

OverLap - define overlap mode. 0 -> Allow overlap (default) 1 -> Do not allow overlap

EX: APOCTL:{{W0H0_leftcol_toppar_noWrapB1440W187H187_^^^_0}}.

EXAMPLE of a style formatting definition string:

FONTDEF:{{Times New Roman_Bold_12_255_word000000255_^^^_^^^_^^^_^^^}}APOCTL:

{{W0H0_leftcol_toppar_noWrapB1440W187H187_^^^_^^^_0}}TABDEF:{{2_center_u}{1.5_right_equal sign}}SHADING:{{20_255255_255255255}}

\$StyleDef – a string specifying the the object the style will be applied to

Allowed values:

- Character | char | c
- Paragraph | par | p
- Section | sect | s
- Table | tab | t

\$StyleName – a string specifying the name of the style sheet

\$StyleKeyCode – a string specifying the key code ALT SHIFT CTRL N 99, where 9 is a digit and the number 99 will be treated as F99

\$StyleAdditive – specify if the style sheet is additive or not

Allowed values:

- Yes | Y | Oui | o | Da | D
- No | N – default

\$StyleBased – specify the style on which the current style sheet is based on.

\$StyleNext – Defines the next style associated with the current style; if omitted (or '___'), the next style is the current style.

\$StyleAutoUpd – specify if automatically update style

Allowed values:

- Yes | Y | Oui | o | Da | D
- No | N – default

\$StyleHidden – specify if the style sheet is hidden or not. Style does not appear in the Styles drop-down list in the Style dialog box (on the Format menu, click Styles). The hidden style property can only be accessed using Microsoft Visual Basic® for Applications.

Allowed values:

- Yes | Y | Oui | o | Da | D
- No | N – default

\$StylePers – specify if the style sheet is personal e-mail style or not

Allowed values:

- Yes | Y | Oui | o | Da | D
- No | N – default

\$StyleCompose – specify if is the e-mail compose style

Allowed values:

- Yes | Y | Oui | o | Da | D
- No | N – default

\$StyleReply – specify if is the e-mail reply style

Allowed values:

- Yes | Y | Oui | o | Da | D
- No | N – default

\$StyleSemiHidden – specify if style does not appear in drop-downs menus.

Allowed values:

- Yes | Y | Oui | o | Da | D
- No | N – default

\$StyleID – not used.

Bullet

Signature

```
function Bullet ()
```

Description

This method will insert a bullet character at the current position in the RTF document.

Parameters

Close

Signature

```
function Close ()
```

Description

This method will terminate the RTF document. It is not necessary to call it explicitly because the [Output\(\)](#) method will do that for you.

Parameters

Date

Signature

```
function Date( $DateFormat = '' )
```

Description

This method will insert the current date, as specified in the argument, at the current position in the RTF document.

Parameters

\$DateFormat – a string specifying the format of the date to be inserted in the document.

Allowed values:

- Long format | long | l -> Current date in long format
- Abbreviated | abb | a -> Current date in abbreviated format
- Time | t -> Current time as in headers
- Header | anything else -> Current date as in headers

By default : 'Header'

DefineFooters

Signature

```
function DefineFooters( $FooterType = '' )
```

Description

This method define the footer type for the current section.

Parameters

\$FooterType – a string specifying the type of footer.

Allowed values:

- All | a -> Footers will appear on all pages
- Left | l -> Footers will appear only on left pages, only if [SetFacingp](#) has been called for the document.
- Right | r -> Footers will appear only on right pages, only if [SetFacingp](#) has been called for the document.
- First | f -> Footers will appear only on first page if the first page has a special format ([Sect_FirstPage](#) has been called)

By default : 'All'

DefineHeaders

Signature

```
function DefineHeaders( $HeaderType = '' )
```

Description

This method define the header type for the current section.

Parameters

\$HeaderType – a string specifying the type of header.

Allowed values:

- All | a -> Headers will appear on all pages
- Left | l -> Headers will appear only on left pages, only if [SetFacingp](#) has been called for the document.
- Right | r -> Headers will appear only on right pages, only if [SetFacingp](#) has been called for the document.
- First | f -> Headers will appear only on first page if the first page has a special format ([Sect_FirstPage](#) has been called)

By default : 'All'

Error

Signature

```
function Error( $ErrorCode = '' )
```

Description

Will bring up an error message according to the error code. The message will be in the language selected for the object.

In order to extend error messages please see the `_getError` function.

Parameters

\$ErrorCode – a number corresponding to the number of the message.

FRTF – the constructor

Signature

```
function FRTF ( $Orientation = 'P', $PageFormat = 'A4', $Lang = 'EN' )
```

Description

This is the constructor of the class.

Parameters

\$Orientation – specify the orientation of the page Portrait/Landscape

Allowed values:

- 'L','l' or anything that starts with 'L','l' for Landscape
- Anything else for Portrait

By default: 'Portrait'

\$PageFormat – specify the size of the page

Allowed values:

- Letter
- Legal
- Executive
- A3
- A4

By default : 'Letter'

\$Lang – specify the language the error messages will be displayed in

Allowed values:

- English | Engleza | En | E
- Romanian | Romana | Ro | R
- French | Franceza | Fr | F
- Italian | Italiana | It | I
- German | Germana | De | D

By default: 'English'

InsertFooter

Signature

```
function InsertFooter( $FooterText, $FooterType = '', $FooterStyleFormat = '' )
```

Description

This method insert a footer containing the \$FooterText in the current section.

Parameters

\$FooterText – the text to be displayed in the footer. You can insert even a page number field by using '!~' separator (see **\$FieldSep[0]** in *conf.inc.php*). That it if you pass the "Page !~" string then in the footer you'll get page numbers.

It is possible to use some HTML tags in the **\$HeaderTags**, for a detailed list see the array **\$AuthTags** in *conf.inc.php*.

\$FooterType – a string specifying the type of footer. It will be used if a footer type has not been defined for the current section, see [DefineFooters](#).

Allowed values:

- All | a -> Footers will appear on all pages
- Left | l -> Footers will appear only on left pages, only if [SetFacingp](#) has been called for the document.
- Right | r -> Footers will appear only on right pages, only if [SetFacingp](#) has been called for the document.
- First | f -> Footers will appear only on first page if the first page has a special format ([Sect_FirstPage](#) has been called)

By default : 'All'

\$FooterStyleFormat – it is a string which define the style of the footer. For more details about how to define a style please look at [AddStyle](#). If it is not specified then the style defined by **\$StyleFormatFooterRef** in *conf.inc.php* will be used.

InsertHeader

Signature

```
function InsertHeader( $HeaderText, $HeaderType = '', $HeaderStyleFormat = '' )
```

Description

This method insert a header containing the \$HeaderText in the current section.

Parameters

\$HeaderText – the text to be displayed in the header. You can insert even a page number field by using '!~' separator (see **\$FieldSep[0]** in *conf.inc.php*). That it if you pass the "Page !~" string then in the header you'll get page numbers.

It is possible to use some HTML tags in the **\$HeaderTags**, for a detailed list see the array **\$AuthTags** in *conf.inc.php*.

\$HeaderType – a string specifying the type of footer. It will be used if a header type has not been defined for the current section, see [DefineHeaders](#).

Allowed values:

- All | a -> Headers will appear on all pages
- Left | l -> Headers will appear only on left pages, only if [SetFacingp](#) has been called for the document.
- Right | r -> Headers will appear only on right pages, only if [SetFacingp](#) has been called for the document.
- First | f -> Headers will appear only on first page if the first page has a special format ([Sect_FirstPage](#) has been called)

By default : 'All'

\$HeaderStyleFormat – it is a string which define the style of the header. For more details about how to define a style please look at [AddStyle](#). If it is not specified then the style defined by **\$StyleFormatHeaderRef** in *conf.inc.php* will be used.

InsertPicture

Signature

```
function InsertPicture( $PictPath, $PictFormat = '', $ShapeFormat = '' )
```

Description

This method insert a picture from the file specified by \$PictPath according to the format detailed by \$PictFormat and \$ShapeFormat.

Parameters

\$PictPath – path to the file the picture will be inserted from. Only .JPG and .PNG accepted. The images can be inserted either from a local disk or from World Wide Web.

\$PictFormat – a string defining the format of the picture. It has the following structure: {PictFillColor_PictLineDef_PictSize_PictScale_PictCrop_PictImageControl_PictWeb}

PictFillColor - a string representing the fill color code of the picture. The color will be specified in this format 'RRRGGGBBB' where RRR is the code for the red color and can be any number between 000 and 255, GGG is the code for the green color and can be any number between 000 and 255, BBB is the code for the blue color and can be any number between 000 and 255. Ex: '255000000' to draw a border with red color. If the length of the argument is less than 9 then it will be filled out with '0' at the right till length is 9. Ex: '00012' became '000120000'. If null or missing by default the color will be '000000000'.

PictLineDef - define the borders properties for the picture. It has the following structure: 'Color<123123123>Dashed<>Style<>Weight<>' or 'C<123123123>D<>S<>W<>' where

Color: is a RGB color code see PictFillColor for details about RGB color code.

Dash style Dashing: this is the dashed style of the line.

Allowed values (the values are self-explanatory):

- 'Solid line | solid | s'
- 'Dashed line windows | dashed windows | dash w'
- 'Dotted line windows | dotted windows | dot w'
- 'Dash-dotted line windows | dash dotted line windows | dash dotted windows | dash-dotted windows | d-d w | d d w | dd w | ddw'
- 'Dash-dot-dotted line windows | dash-dot-dotted windows | d-d-d w | ddd w | dddw'
- 'Dotted line | dotted | dot'
- 'Dashed line | dashed | dash'
- 'Long dashed line | long dashed | l d | ld'
- 'Dash-dotted line | dash dotted line | dash dotted | dash-dotted | d d |dd'
- 'Long dash-dotted line | long dash dotted line | long dash dotted | long dash-dotted | l d-d | l dd | ldd'
- 'Long dash-dot-dotted line | long dash-dot-dotted | l d-d-d | l ddd | lddd'

By default : 'Solid line'

Line style: this is the style of the line.

Allowed values (the values are self-explanatory):

- 'Single | s'
- 'Double of equal width | double equal | d e | de'
- 'Dotted line windows | dotted windows | dot w'
- 'Double one thick one thin | double one one | d o o | doo'
- 'Double reverse order | double reverse | d r | dr'
- 'Three'

By default : 'Single'

Weigth: the width of the line (border) [0 - 1584 pt]

Example:"Color<128128128>Dashed<Solid>Style<Single>Weight<2>" or
"C<128128128>D<Solid>S<Single>W<2>", in this case for Dashed and Style
the values by default will be used.

PictSize - define the size of the picture. It has this structure: **Height99Width99** or **H99W99**, where 99 is a number between 0 - 22".

Example:"Height3.12Width6.76"

PictScale - define the scale of the picture. It has this structure: **Height99Width99LR** or **H99W99LR**, where 99 is a percent between 0-10675.

L -> if present then *Lock aspect ration* checkbox will be checked.

R -> if present then *Relative to original size* checkbox will be checked.

Example:"Height100Width100LR"

PictCrop - define the crop parameters for the picture. It has this structure: **Left99Top99Right99Bottom99** or **L99T99R99B99**, where 99 is a number between -22"-22".

Example:"Left12Top13Right4Bottom5"

PictImageControl - define the brightness of the picture. It has this structure: **<TYPE>Brightness99Contrast99**. where 99 is a number between 0-100.

Allowed values for TYPE (the values are self-explanatory):

- 'Automatic | auto | a'
- 'Grayscale | gray | g'
- 'Black & white | black&white | b&w | bw | black | b'
- 'Watermark | water | w'

By default : 'Automatic'

Example:"<Automatic>Brightness100Contrast100"

PictWeb - the text to be displayed in internet environment. Web browsers display alternative text while pictures are loading or if they are missing. Web search engines use alternative text to help find Web pages.

\$ShapeFormat - a string defining the format of the shape which will contains the picture. It has the following structure:

{ShapeWrapStyle_ShapeWrapText_ShapeDistance_ShapeHoriz_ShapeVert_ShapeOptions}

ShapeWrapStyle - define the wrap style.

Allowed values (the values are self-explanatory):

- 'Wrap around shape | square | squ | q'
- 'Wrap tightly around shape | tight | tightly | ti'
- 'Wrap text through shape | through | th'
- 'Wrap around top and bottom of shape | top and bottom | tb'
- 'Wrap behind text | behind | b'
- 'In front of text | front | f'
- 'In line with text | line | l'

By default : 'Wrap around shape'

ShapeWrapText - define the wrap text mode on sides of shape.

Allowed values (the values are self-explanatory):

- 'Wrap both sides of shape | both sides | both | b'
- 'Wrap left side only | left side | left | l'
- 'Wrap right side only | right side | right | r'
- 'Wrap only on largest side | largest side | largest | la'

By default : 'Wrap both sides of shape'

ShapeDistance - define the distances from text. It has this structure:

Left99Top99Right99Bottom99 or **L99T99R99B99**, where 99 is a number between 0"-22".

Example: "**Left12Top13Right4Bottom5**"

ShapeHoriz - define the horizontal alignment of the shape. It has the following structure: **ALIGN:RELATIVETO**.

Allowed values for **ALIGN** (the values are self-explanatory):

- Number between -22"-22" - that correspond to absolute position
- 'Left | l'
- 'Centered | center | c'
- 'Right | r'
- 'Inside | i'
- 'Outside | o'

By default : 'Left'

Allowed values for **RELATIVETO** (the values are self-explanatory):

- 'Margin | mar | m'
- 'Page | pg | p'
- 'Column | col | c'
- 'Character | char | ch'

By default : 'Column'

Example: "**Left:Column**" or "**Centered:Page**" or "**Inside:Margin**" or "**12:Character**"

ShapeVert - define the vertical alignment of the shape. It has the following structure: **ALIGN:BELLOWTO**.

Allowed values for **ALIGN** (the values are self-explanatory):

- Number between -22"-22" - that correspond to absolute position
- 'Top | t'

- 'Centered | center | c'
- 'Bottom | b'
- 'Inside | i'
- 'Outside | o'

By default : 'Left'

Allowed values for BELLOWTO (the values are self-explanatory):

- 'Margin | mar | m'
- 'Page | pg | p'
- 'Paragraph | para | par'
- 'Line | lin | l'

By default : 'Paragraph'

Example: "'Top:Page' or 'Centered:Line' or 'Inside:Margin' or '-12:Paragraph'"

ShapeOptions - define the supplementary options for shape positioning. These options are '*Move object with text*' | '*Lock anchor*' | '*Allow overlap*'. The structure of this parameter is : (M?)(L?)(A?). If the letter is present the the corresponding option is set.

Example: "'MLA' or 'LA' or 'MA'"

InsertTable

Signature

```
function InsertTable( $TblCnt, $TableFmt = '', $CellFmt = '', $Header =
False)
```

Description

This method insert a table at the current position in the document.

Parameters

\$TblCnt - this is the content of the table. It is an array of arrays with the following structure:

```
$TblCnt=array(
0=>array("Col_11","Col_12",..., "Col_1n"),           -> this is the Row 1 of the
table
1=>array("Col_21","Col_22",..., "Col_2m),           -> this is the Row 2 of the
table
2=>array("Col_31","Col_32",..., "Col_3s")           -> this is the Row 3 of the
table
...
R=>array("Col_(r+1)1","Col_(r+1)2",..., "Col_(r+1)t"); -> this is the Row R of the
table
```

\$TableFmt - a string defining the format of the table. It has the following structure:
{TblRowFormat_TblRowBorder_TblRowShading_TblAutoFormat}

TblRowFormat - define the row format for the table. It has the following structure:

'WriteDirection%AutoFit%Align%CellMargins%CellSpacing'

WriteDirection - LR or RL <=> Left to Right or Right to Left

AutoFit - CNT | WIN <=> Auto fit to contents | Auto fit to window

Align - L+Nr | C | R <=> Left + indent in twips | Center | Right

CellMargins - Left99Top99Righ99Bottom99, where 99 is the distance in twips between the margin and the text inside the table

CellSpacing - Left99 Top99 Righ99 Bottom99, where 99 is the distance in twips between the two cells (horizontal or vertical)

Example of TblRowFormat : "LR%WIN%C%L11T12R13B14%L21T22R23B24%"

TblRowBorder - define the border styles for the table. It has the following structure:

'DefinitionOfBorder%Width%SpaceBetwenBorder%Color%BordersMargins'

DefinitionOfBorder - a string specifying the border style.

Allowed values:

- 'Single-thickness | Single thickness | Single thickness border.' Single-thickness border.
- 'Double-thickness | Double thickness | Double-thickness border.' Double-thickness border.

• 'Shadowed' border.	Shadowed
• 'Double' border.	Double
• 'Dotted' border.	Dotted
• 'Dotted' border.	Dotted
• 'Dashed' border.	Dashed
• 'Hairline' border.	Hairline
• 'Resembles a frame Frame' resembles a "Frame."	Border
• 'No border specified No' specified.	No border
• 'Table cell has no borders table cell has no' has no borders.	Table cell
• 'Inset' border.	Inset
• 'Dashed small' small.	Dashed
• 'Dot-dashed Dot dashed' border.	Dot-dashed
• 'Dot-dot-dashed Dot-dot dashed Dot dot-dashed Dot dot dashed' dashed border.	Dot-dot-
• 'Outset' border.	Outset
• 'Triple' border.	Triple
• 'Thick-thin small Thick thin small' border (small).	Thick-thin
• 'Thin-thick small Thin thick small' border (small).	Thin-thick
• 'Thin-thick thin small Thin thick thin small' thin border (small).	Thin-thick
• 'Thick-thin medium Thick thin medium' border (medium).	Thick-thin
• 'Thin-thick medium Thin thick medium' border (medium).	Thin-thick
• 'Thin-thick thin medium Thin thick thin medium' thin border (medium).	Thin-thick
• 'Thick-thin large Thick thin large' border (large).	Thick-thin
• 'Thin-thick large Thin thick large' border (large).	Thin-thick
• 'Thin-thick thin large Thin-thick thin large Thin thick-thin large Thin thick thin large' Thin-thick-thin border (large).	
• 'Wavy' border.	Wavy
• 'Double wavy' wavy border.	Double
• 'Striped' border.	Striped
• 'Embossed' border.	Embossed
• 'Engraved' border.	Engraved

By default: 'No border specified'

Width - this argument is representing the border width in twips. It is the width in twips of the pen used to draw the paragraph border line and cannot be greater than 75. To obtain a larger border width, please prefix your width with the letter 'D' and you will obtain a width double that the one you had specified. Ex: 'D60' will draw a border with 120 twips in width. If null or missing by default the width will be 1.

SpaceBetweenBorder - this argument specifies the space in twips between borders and the paragraph.

Color - a string representing the RGB color code of the border to be drawn. The color will be specified in this format 'RRRGGGBBB' where RRR is the code for the red color and can be any number between 000 and 255, GGG is the code for the green color and can be any number between 000 and 255, BBB is the code for the blue color and can be any number between 000 and 255. Ex: '255000000' to draw a border with red color. If the length of the argument is less than 9 then it will be filled out with '0' at the right till length is 9. Ex: '00012' became '000120000'. If null or missing by default the color will be '000000000'.

BordersMargins - a string representing the border or the borders the format will be applied for. It has this format: (T?)(L?)(B?)(R?)(H?)(V?), where T -> TOP, L -> LEFT, B -> BOTTOM, R -> RIGHT, H -> DIAGONAL TL-BR, V -> DIAGONAL TR-BL

TblRowShading - define the shading for the table. The structure of the field is:

ShadingStyle%ShadingForeColor%ShadingBackColor

ShadingStyle - define the shading style.

Allowed values:

- 0 - 100, specifying a percentage
- Dk Horizontal
- Dk Vertical
- Dk Dwn Diagonal
- Dk Up Diagonal
- Dk Grid
- Dk Trellis
- Lt Horizontal
- Lt Vertical
- Lt Dwn Diagonal
- Lt Up Diagonal
- Lt Grid
- Lt Trellis

By default : '0'

ShadingForeColor - a RGB color code

ShadingBackColor - a RGBcolor code

TblAutoFormat - set the auto formatting flags for the table. These flags are **Bordres+Shading+Font+Color+BestFit+HeadeRow+LastRow+FirstColumn+LastColumn**. The structure of the field is:

(B?)(S?)(F?)(C?)(E?)(H?)(L?)(I?)(A?), the presence of letter means that the flag is set:

- B** - Flag sets table auto format to format borders.
- S** - Flag sets table auto format to affect shading.
- F** - Flag sets table auto format to affect font.
- C** - Flag sets table auto format to affect color.
- E** - Flag sets table auto format to apply best fit.
- H** - Flag sets table auto format to format the first (header) row.
- L** - Flag sets table auto format to format the last row.
- I** - Flag sets table auto format to format the first (header) column.
- A** - Flag sets table auto format to format the last column.

In the **Standard Edition** you can specify only one format for all the cells in the table.

\$CellFmt - describe the formatting specifications for the text to be written in the cells of the table. It can be the name of a style in the style sheet of the document previously added with [AddStyle](#) or a string with formatting specifications as it is defined by StyleFormatting in [AddStyle](#) method.

In the **Standard Edition** you can specify only one text style for all the cells in the table.

\$Header - if **TRUE** then the first row of the table will be a header row, that means it will be emitted on each page the table appear.

EXAMPLE: for the arguments bellow:

```
$TblContent=array(
0=>array("", "Coloana12", "Coloana13", "Coloana14", "Coloana15"),
1=>array("Coloana21", "Coloana22", "Coloana23", "Coloana24", "Coloana25"),
2=>array("Coloana31", "Coloana32", "Coloana33", "Coloana34", "Coloana35"))
```

```
$TableFormat="LR%WIN%L0%L108T0R108B0%L18T0RB0%_single%0%2%000000000%
TLBRHV_dk Up Diagonal%128255000%255255255_BSFCEHLIA";
```

```
$CellTextFormat="PARFMT:[{left_body text_Left0Right0_^_Before0After0_Single_W_^}]
FONTDEF:[{Times New Roman_Bold_12_255_word000000255_^_^_^_^_^_^}];
```

with this call:

```
$rtf->InsertTable($TblContent,$TableFormat,$CellTextFormat)
```

then you'll get this table :

	Coloana12	Coloana13	Coloana14	Coloana15
Coloana21	Coloana22	Coloana23	Coloana24	Coloana25
Coloana31	Coloana32	Coloana33	Coloana34	Coloana35

LastWordSupported

Signature

```
function LastWordSupported ()
```

Description

This method return a string with the version of the Microsoft Word who fully support all the keywords used in the current RTF document.

Parameters

LineBreak

Signature

```
function LineBreak( $Type = '' )
```

Description

This method will insert a line break at the current position in the RTF document. If the argument is not null the a no required line break will be emitted.

Parameters

\$Type – any string if you want to insert a non required line break, null for a hard line break.

Open

Signature

```
function Open()
```

Description

This method begin the generation of the RTF file. It has to be called before any other method.

Parameters

Output

Signature

```
function Output ( $File = '', $download = FALSE )
```

Description

Send the RTF document to the browser or save it locally when the \$File is present. If the \$File is not null then the file can be saved locally or the file download dialog box can be displayed. This method begin by calling the [Close\(\)](#) method if it is necessary.

Parameters

\$File - the name of the file. If it is null the document will be sent to the browser who will use the plug-in if installed.

\$download - if FALSE the file will be saved locally according to the \$File, if TRUE then the file download dialog box will be bring up.

PageBreak

Signature

```
function PageBreak( $Type = '' )
```

Description

This method will insert a page break at the current position in the RTF document. If the argument is not null the a no required page break will be emitted.

Parameters

\$Type – any string if you want to insert a non required page break, null for a hard page break.

Tab

Signature

```
function Tab()
```

Description

This method will insert a tab character at the current position in the RTF document.

Parameters

Write

Signature

```
function Write( $Txt, $Fmt = '', $NewPar = 'Yes' )
```

Description

Write a text in the RTF document at the current position of the cursor. This text will be formatted according to the \$Fmt specifications. The text can be write continuously i the current paragraph or a new paragraph can be emitted.

Parameters

\$Txt - the text to be written in the document

\$Fmt - describe the formatting specifications for the text to be write. It can be the name of a style in the style sheet of the document previously added with [AddStyle](#) or a string with formatting specifications as it is defined by StyleFormatting in [AddStyle](#) method.

\$NewPar - a flag specifying if the text will be written in a new paragraph.

Allowed values:

- 'Yes' - that means a new paragraph will be emitted in order to write the text
- 'No' - that means the text will be written continuously in the current paragraph

By default : 'Yes'



Samples for RTF Generator – Standard Edition

[Sample 1](#)

[Sample 2](#)

[Sample 3](#)

Sample 1

In order to create your first RTF document all you have to do is to write the following lines in your PHP file:

```

<?php
require('frtf.php');

$rtf=new FRTF();

$rtf->Open();

//some info document settings
$rtf->SetTitle("File generated by RTFGen V1.0 -Standard Edition");
$rtf->SetSubject("Subjectul Documentului");
$rtf->SetManager("Managerul Documentului");
$rtf->SetAuthor("Autorul Documentului");
$rtf->SetOperator("Operatorul Documentului");
$rtf->SetCompany("Compania Documentului");
$rtf->SetHlinkbase("Your BaseLink here");
$rtf->SetCreationTime();
$rtf->SetRevisionTime('12/23/2004 20:45:53');
$rtf->SetPrintTime('12/23/2004 20:45:53');
$rtf->SetBackupTime('12/23/2004 20:45:53');
$rtf->SetEditionTime('12');
$rtf->SetVersionDoc('3');
//some document formatting settings
$rtf->SetDefaultTab(0);
$rtf->SetHyphenHot("");
$rtf->SetHyphenConsec("");
$rtf->SetHyphenCaps('0');
$rtf->SetHyphenAuto("");
$rtf->SetLineStart(5);
$rtf->SetFracWidth();
$rtf->SetNextFile("NextFile here");
$rtf->SetTemplate("Template.doc");
$rtf->SetDefLang("Romanian");
$rtf->SetDefLangfe();

$rtf->SetWindowCaption('RTFGen for PHP');
$rtf->SetDocType('General Document');
$rtf->SetFromHtml();
$rtf->SetFromText();
$rtf->SetDocumentView('Page',100,'ful');
$rtf->SetPaperSize('a4');
//$rtf->SetMargins(10000,10000,2500,2500);
//$rtf->SetFacingp();
//$rtf->SetMargmirror();
//$rtf->SetTwoonone();
//$rtf->SetGutter(1000);
//$rtf->SetGutterPos('r');
//$rtf->SetRender();
//$rtf->SetDocSource();
$rtf->SetPageOrientation('l');// set the page orientation to landscape
//add a style in the style sheets of the document. These style will be used to write formatted text in the document
$rtf->AddStyle("FONTDEF:[{Times New Roman_Bold_12_000128255_^^^}PARFMT:[{Left_Body
text_LOR0_^_Before3A3_single_W_^}]", 'p', 'Write text', "", 'Normal');
$rtf->AddStyle("FONTDEF:[{Times New Roman_Bold_12_000_word000000255_^^^}TABDEF:[{2_center_u}{1.5_right_equal sign}]
SHADING:[{20_255255_255255255}]BRDRDEF:[{shadowed_00000000_32_3_iblr}]LANGDEF:[PARFMT:[{Left_Body
text_LOR0_^_Before3A3_single_W_^}]", 'p', 'Cristi style 1', "", 'Normal');

$rtf->SetPageBorders('tlrb','single','d20','255000255','0,1','no');//set the borders for document
$rtf->Write("Text to be written on the first page of the document. The page with number 4.", 'Write text');
$str="With RTFGen - Standard Edition you will be able to set the format of the document as you want, to add as many section as you want, to add
your own color in the color table of the document, to add the fonts you want, to create your own formatting styles in the style sheet of the
document, to write text within the paragraphs with the styles you have created, to add headers and footers, to add images, to create dynamically
the tables you need and much more... ";
$rtf->Write($str, 'Cristi style 1');
$rtf->Close();
$rtf->Output();
?>

```

and this is what you will obtain:

The screenshot shows a web browser window with the address bar containing `http://localhost/frtf/standard/exemplu1.php`. The browser interface includes a menu bar (File, Edit, View, Insert, Format, Tools, Table, Go To, Favorites, Help), a toolbar with navigation icons, and a status bar at the bottom. The main content area features a large rectangular frame with a red dotted border. Inside this frame, there is a text box with a black border containing the following text:

Text to be written on the first page of the document. The page with number 4.

With RTFGen - Standard Edition you will be able to set the format of the document as you want, to add as many section as you want, to add your own color in the color table of the document, to add the fonts you want, to create your own formatting styles in the style sheet of the document, to write text within the paragraphs with the styles you have created, to add headers and footers, to add images, to create dynamically the tables you need and much more...

The browser's taskbar at the bottom shows several open applications: `start`, `html`, `HTML Help W...`, `2 Microsoft ...`, `AceHTML 5 F...`, `Microsoft Fro...`, `2 Microsoft...`, `Start Apache`, and `http://localh...`. The system clock indicates the time is 8:10 PM.

Sample 2

This will show how to add more section to your document and how to add headers/footers with page number:

```
<?php
require('rftf.php');

$rtf=new FRTF();

$rtf->Open();

//some info document settings
$rtf->SetTitle("File generated by RTFGen V1.0 -Standard Edition");
$rtf->SetSubject("Subjectul Documentului");
$rtf->SetManager("Managerul Documentului");
$rtf->SetAuthor("Autorul Documentului");
$rtf->SetOperator("Operatorul Documentului");
$rtf->SetCompany("Compania Documentului");
$rtf->SetHlinkbase("Your BaseLink here");
$rtf->SetCreationTime();
$rtf->SetRevisionTime('12/23/2004 20:45:53');
$rtf->SetPrintTime('12/23/2004 20:45:53');
$rtf->SetBackupTime('12/23/2004 20:45:53');
$rtf->SetEditionTime('12');
$rtf->SetVersionDoc('3');
//some document formatting settings
$rtf->SetDefaultTab(0);
$rtf->SetHyphenHot("");
$rtf->SetHyphenConsec("");
$rtf->SetHyphenCaps('0');
$rtf->SetHyphenAuto("");
$rtf->SetLineStart(5);
$rtf->SetFracWidth();
$rtf->SetNextFile("NextFile here");
$rtf->SetTemplate("Template.doc");
$rtf->SetDefLang("Romanian");
$rtf->SetWindowCaption("RTFGen for PHP");
$rtf->SetDocType("General Document");
$rtf->SetFromHtml();
$rtf->SetFromText();
$rtf->SetDocumentView('Page',100,'ful');
$rtf->SetPaperSize('a4');

$rtf->SetPageOrientation('l');// set the page orientation to landscape
//add a style in the style sheets of the document. These style will be used to write formatted text in the document
$rtf->AddStyle("FONTDEF:[{Times New Roman_Bold_12_000128255_^^^}PARFMT:[{Left_Body
text_L0R0_^_Before3A3_single_W_^}]",'p','Write text',"','Normal');
$rtf->AddStyle("FONTDEF:[{Times New Roman_Bold_12_000_word000000255_^^^}TABDEF:[{2_center_u}{1.5_right_equal
sign}]SHADING[120_255255_255255255]BRDRDEF:[{shadowed_000000000_32_3_tblr}]LANGDEF[PARFMT:[{Left_Body
text_L0R0_^_Before3A3_single_W_^}]",'p','Cristi style 1',"','Normal');

$rtf->SetPageBorders('tlrb','single','d20','255000255','0',"','no');//set the borders for document
$rtf->Write("Text to be written on the first page of the document. The page with number 1.".'Write text');
$str="With RTFGen - Standard Edition you will be able to set the format of the document as you want, to add as many section as you
want, to add your own color in the color table of the document, to add the fonts you want, to create your own formatting styles in the style
sheet of the document, to write text within the paragraphs with the styles you have created, to add headers and footers, to add images, to
create dynamically the tables you need and much more... ";
//$rtf->Write($str,'Cristi style 1');

$rtf->AddNewSection('default');

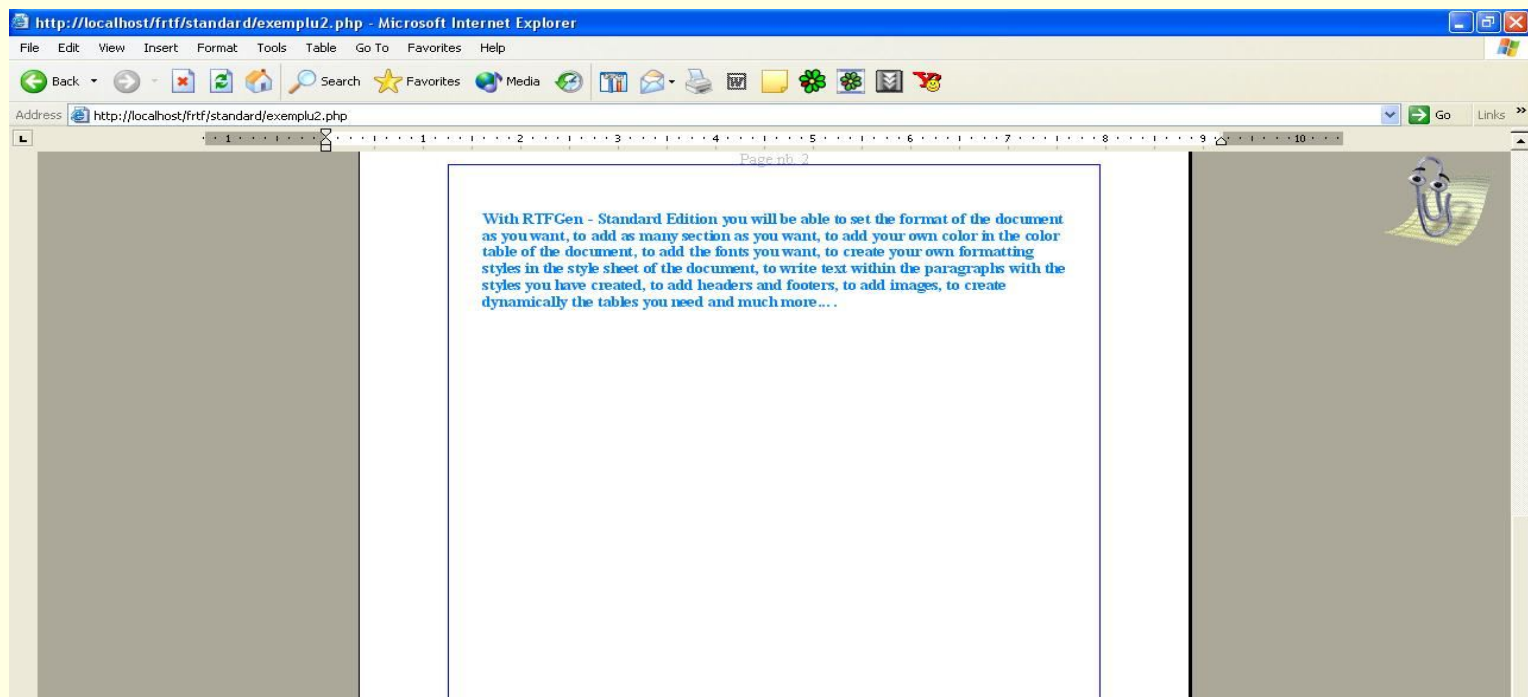
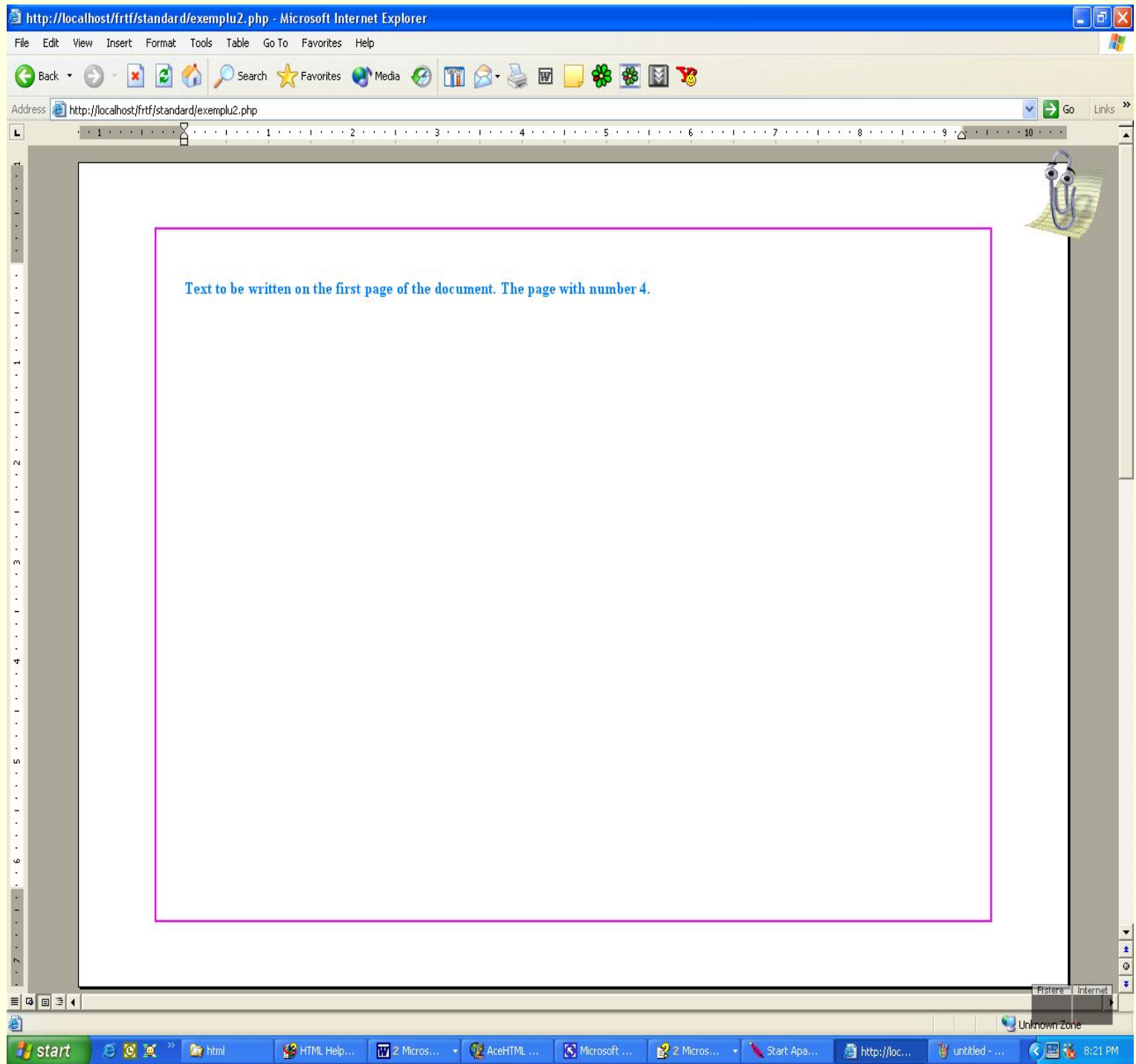
$rtf->Sect_Break('page');
$rtf->Sect_SetPageBorders('tlrb','triple','d20','000000255','0',"','no');
$rtf->Sect_SetPaperSize('letter');

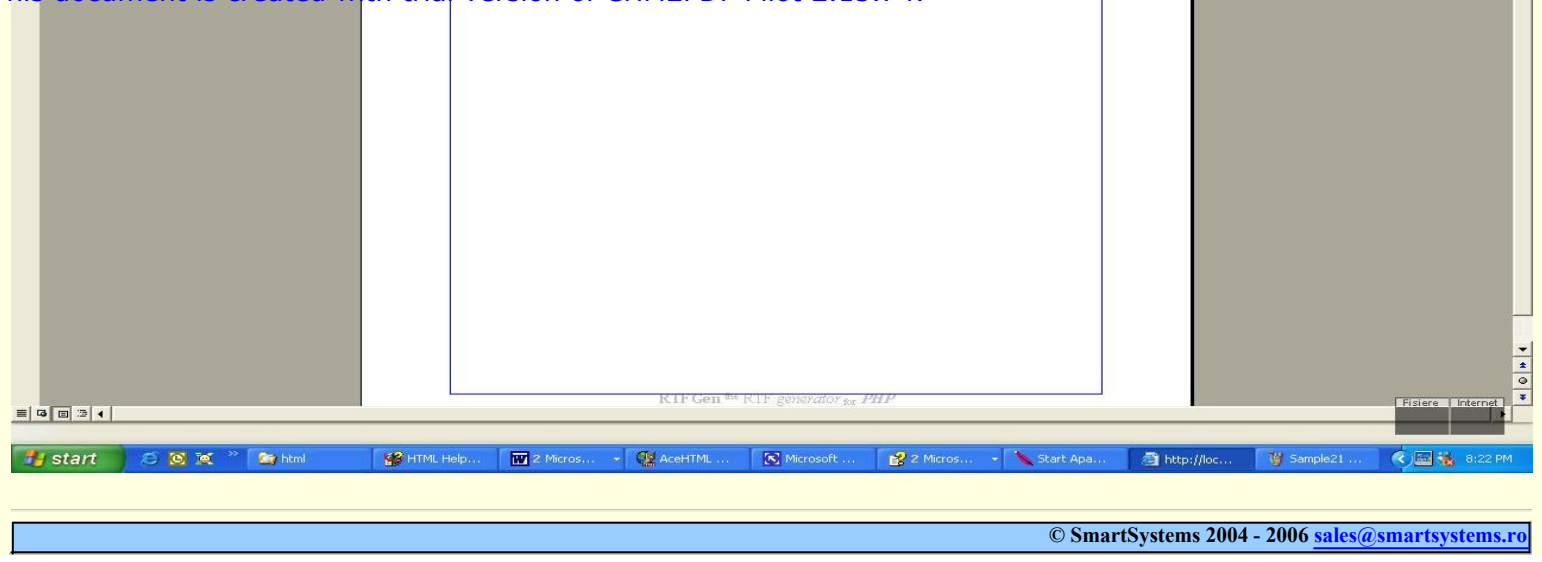
$rtf->Write($str,'Write text');

$rtf->InsertHeader("Page nb. !~)// !~{PAGE}*MERGEFORMAT}*~!~{NUMPAGES}*MERGEFORMAT}*~!~urmeaza poza !
#E:\\imagini\\log.jpg,^^^,line_both_0.1:Column_0:par_MA#!");
$rtf->InsertFooter("<b>RTFGen</b> <sup>the</sup> RTF</b> <i>generator</i> <sub>for</sub> <b><i>PHP</i>");

$rtf->Close();
$rtf->Output();
?>
```

and you'll obtain the followings two pages:





Sample 3

How to add pictures and tables to your document:

```

<?php
require('rtf.php');

$rtf=new RTF();

$rtf->Open();

//some info document settings
$rtf->SetTitle("File generated by RTFGen V1.0-Standard Edition");
$rtf->SetSubject("Subjectul Documentului");
$rtf->SetManager("Managerul Documentului");
$rtf->SetAuthor("Autorul Documentului");
$rtf->SetOperator("Operatorul Documentului");
$rtf->SetCompany("Compania Documentului");
$rtf->SetHlinkbase("Your BaseLink here");
$rtf->SetCreationTime();
$rtf->SetRevisionTime('12/23/2004 20:45:53');
$rtf->SetPrintTime('12/23/2004 20:45:53');
$rtf->SetBackupTime('12/23/2004 20:45:53');
$rtf->SetEditionTime('12');
$rtf->SetVersionDoc('3');
//some document formatting settings
$rtf->SetDefaultTab(0);
$rtf->SetHyphenHot("");
$rtf->SetHyphenConsec("");
$rtf->SetHyphenCaps('0');
$rtf->SetHyphenAuto("");
$rtf->SetLineStart(5);
$rtf->SetFracWidth();
$rtf->SetNextFile("NextFile here");
$rtf->SetTemplate("Template.doc");
$rtf->SetDefLang("Romanian");
$rtf->SetDefLangfe();

$rtf->SetWindowCaption('RTFGen for PHP');
$rtf->SetDocType('General Document');
$rtf->SetFromHtml();
$rtf->SetFromText();
$rtf->SetDocumentView('Page',100,'ful');
$rtf->SetPaperSize('a4');
//$rtf->SetMargins(10000,10000,2500,2500);
//$rtf->SetFacingp();
//$rtf->SetMargmirror();
//$rtf->SetTwoonone();
//$rtf->SetGutter(1000);
//$rtf->SetGutterPos('r');
//$rtf->SetRender();
//$rtf->SetDocSource();
$rtf->SetPageOrientation('l');// set the page orientation to landscape
$rtf->SetWidowCtrl();
$rtf->SetPgnStart(4);//the page number will start with 4
//$rtf->SetBookfold();
//$rtf->SetBookfoldrev();
//$rtf->SetBookfoldsheets();
//$rtf->SetPageBorderHead();
//$rtf->SetPageBorderFoot();

//add 3 styles in the style sheets of the document. These style will be used to write formatted text in the
document
$rtf->AddStyle("FONTDEF:[{Times New Roman_Bold_12_255_word000000255_^^^}]{APOCTL:
[{WOH0_leftcol_toppar_noWrapB1440W187H187_^^_0}]TABDEF:[{2_center_u}{1.5_right_equal_sign}]
SHADING:[{20_255255_255255255}]BRDRDEF:[{shadowed_00000000_32_3_tblr}]LANGDEF]
PARFMT:[{Left_Body_text_LORO_^_Before3A3_single_W_^^}","p','Stylul lui Cristi','','Normal'];
$rtf->AddStyle("FONTDEF:[{Times New Roman_Bold_12_000_word000000255_^^^}]{Sparkle_Text}
TABDEF:[{2_center_u}{1.5_right_equal_sign}]SHADING:[{20_255255_255255255}]BRDRDEF:
[{shadowed_00000000_32_3_tblr}]LANGDEF]PARFMT:[{Left_Body
text_LORO_^_Before3A3_single_W_^^}","p','Cristi style 1','','Normal'];
$rtf->AddStyle("FONTDEF:[{Times New Roman_Bold_12_000128255_^^^}]{PARFMT:
[{Left_Body_text_LORO_^_Before3A3_single_W_^^}","p','Write text','','Normal'];

$rtf->SetPageBorders('tlrb','single','d20','255000255','0,1','','no');//set the borders for document
$rtf->Write("Text to be written on the first page of the document. The page with number 4.","Cristi style 1");
//$rtf->PageBreak();
$rtf->AddNewSection('default');

$rtf->Sect_Break('page');
$rtf->Sect_PageNumberFormat('lu');//set the page number format for this section to Letter upercase so the
first letter will be E because the page number start from 4
//$rtf->Sect_PageNbRestartPolicy('Restart',8);
//$rtf->Sect_PageNumberFormat('l','h1','h','restart','0');
$rtf->Sect_SetPageBorders('tlrb','triple','d20','000000255','0','','no');
$rtf->Write("How to write text","Stylul lui Cristi','Yes');
//$rtf->InsertFootNote("This is a foot note");
//$rtf->InsertEndNote("This is an end nota - at the end of doc");
//$rtf->InsertFootNote("Acesta este al doilea foot note");
//$rtf->InsertBookmark('paralel');
$str="The RTF Specification provides a format for text and graphics interchange that can be used with
different output devices, operating environments, and operating systems. Generally, it is used by all Microsoft
- for moving word-
processing documents between different platforms without having to rely on special translation software or
conversion utilities. RTF uses the ANSI, PC-8, Macintosh, or IBM PC character set to control the
representation and formatting of a document, both on the screen and in print. With the RTF Specification,

```

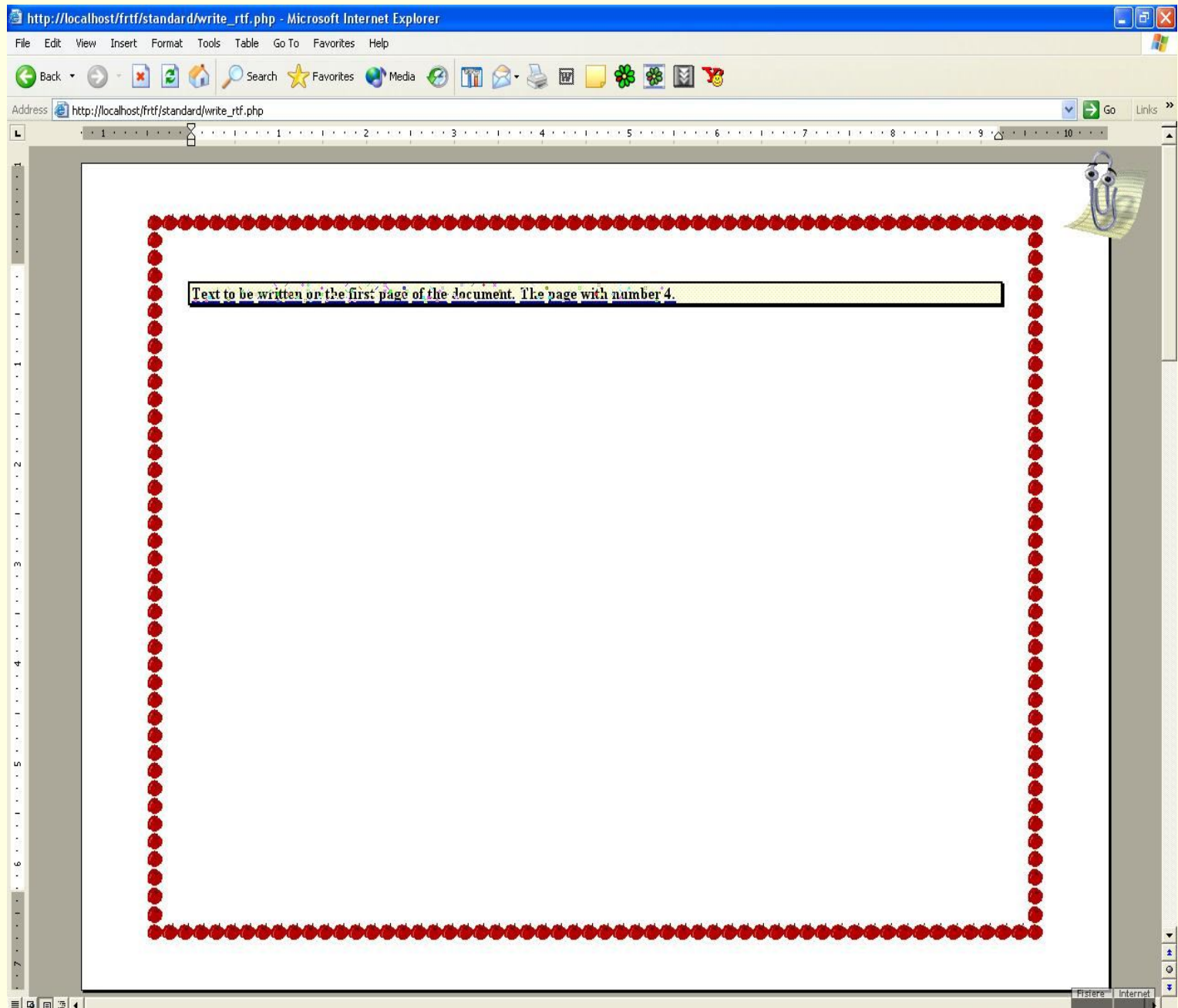
```

transferred between those operating systems and applications."
Srtf->Write(Sstr,"FONTDEF:[{Times New Roman_Bold_12_000000255_^^^_^^^_^^^_^^^}]
PARFMT:[{left_body text Left0Right0_^_Before0After0_Single_W_}]BRDRDEF:
[{shadowed_000000255_32_3_tblr}]" ,yes');
Srtf->Write("Text in continue",FONTDEF:[{Times New
Roman_Bold_12_255_word000000255_^^^_^^^_^^^_Shimmer;}]' ,no');
Sstr="With RTFGen - Standard Edition you will be able to set the format of the document as you want, to add
as many section as you want, to add your own color in the color table of the document, to add the fonts you
want, to create your own formatting styles in the style sheet of the document, to write text within the
paragraphs with the styles you have created, to add headers and footers, to add images, to create
dynamically the tables you need and much more...";
Srtf->Write("Here the 'Write text' style is used...","Write text",yes');
Srtf->Write(Sstr,"Write text");
Srtf->Write("Something new to add",FONTDEF:[{Times New Roman
CE_Bold_18_000000255_word000255000_superscript_^^^_^^^_^^^}]' ,no');
//Srtf->InsertField("EQ \r(3,x)");
//Srtf->CloseBookmark();
Srtf->Write("Below you will find a picture.",FONTDEF:[{Times New Roman
CE_Bold_18_000000255_word000255000_superscript_^^^_^^^_^^^}]' ,yes');
//Srtf->InsertAnnotation("C.M.',User Name',Some comments to add ");
Srtf->InsertPicture("D:\imagine\milionpresa.jpg" ,STest_Picture.STest_Shape);
//Srtf->InsertTable($TblContent,$DefaultTableFormat,FONTDEF:[{Times New Roman
CE_Bold_18_000000255_word000255000_superscript_^^^_^^^_^^^}],true);
SFormatCell="PARFMT:[{left_body text Left0Right0_^_Before0After0_Single_W_}]BRDRDEF:
[{shadowed_000128128_32_3_tblr}]FONTDEF:
[/{^_Bold_18_255000255_word000255000_superscript_^^^_^^^_^^^}]" ;
Srtf->Write("Here next is a table...","Write text",yes');
Srtf->InsertTable($TblContent,$DefaultTableFormat,SFormatCell,true);

Srtf->InsertHeader('Page nb. !~');
Srtf->InsertFooter('<b>RTFGen</b> <sup>the</sup> RTF</b> <i>generator</i> <sub>for</sub>
<b><i>PHP'</i>');
Srtf->Sect_SetPaperSize ('letter');
Srtf->Close();
Srtf->Output();
?>

```

The next 3 pictures will show the 3 pages of the document. Because the first row in the table is header it will be repeated on each page.



start | HTML Help... | 2 Micros... | AceHTML... | Microsoft... | 2 Micros... | Start Apa... | http://loc... | Sample22... | 8:35 PM

http://localhost/frtf/standard/write_rtf.php - Microsoft Internet Explorer

File Edit View Insert Format Tools Table Go To Favorites Help

Back Forward Stop Home Search Favorites Media

Address http://localhost/frtf/standard/write_rtf.php

Page nb 5


How to write text

The RTF Specification provides a format for text and graphics interchange that can be used with different output devices, operating environments, and operating systems. Generally, it is used by all Microsoft Word programs Word for Windows, Word for the Macintosh, and Word for MS-DOS for moving word-processing documents between different platforms without having to rely on special translation software or conversion utilities. RTF uses the ANSI, PC-8, Macintosh, or IBM PC character set to control the representation and formatting of a document, both on the screen and in print. With the RTF Specification, documents created under different operating systems and with different software applications can be transferred between those operating systems and applications. **Text in continue**

Here the 'Write text' style is used...

With RTFGen - Standard Edition you will be able to set the format of the document as you want, to add as many section as you want, to add your own color in the color table of the document, to add the fonts you want, to create your own formatting styles in the style sheet of the document, to write text within the paragraphs with the styles you have created, to add headers and footers, to add images, to create dynamically the tables you need and much more... **Something new to add**

Bellow you will find a picture: 5



Here next is a table...

Colours1	Colours13	Colours14	Colours15
Colours21	Colours22	Colours23	Colours24

RTFGen - RTF generator - PHP

Fisiere Internet

start | HTML Help... | 2 Micros... | AceHTML... | Microsoft... | 2 Micros... | Start Apa... | http://loc... | Sample31... | 8:35 PM

http://localhost/frtf/standard/write_rtf.php - Microsoft Internet Explorer

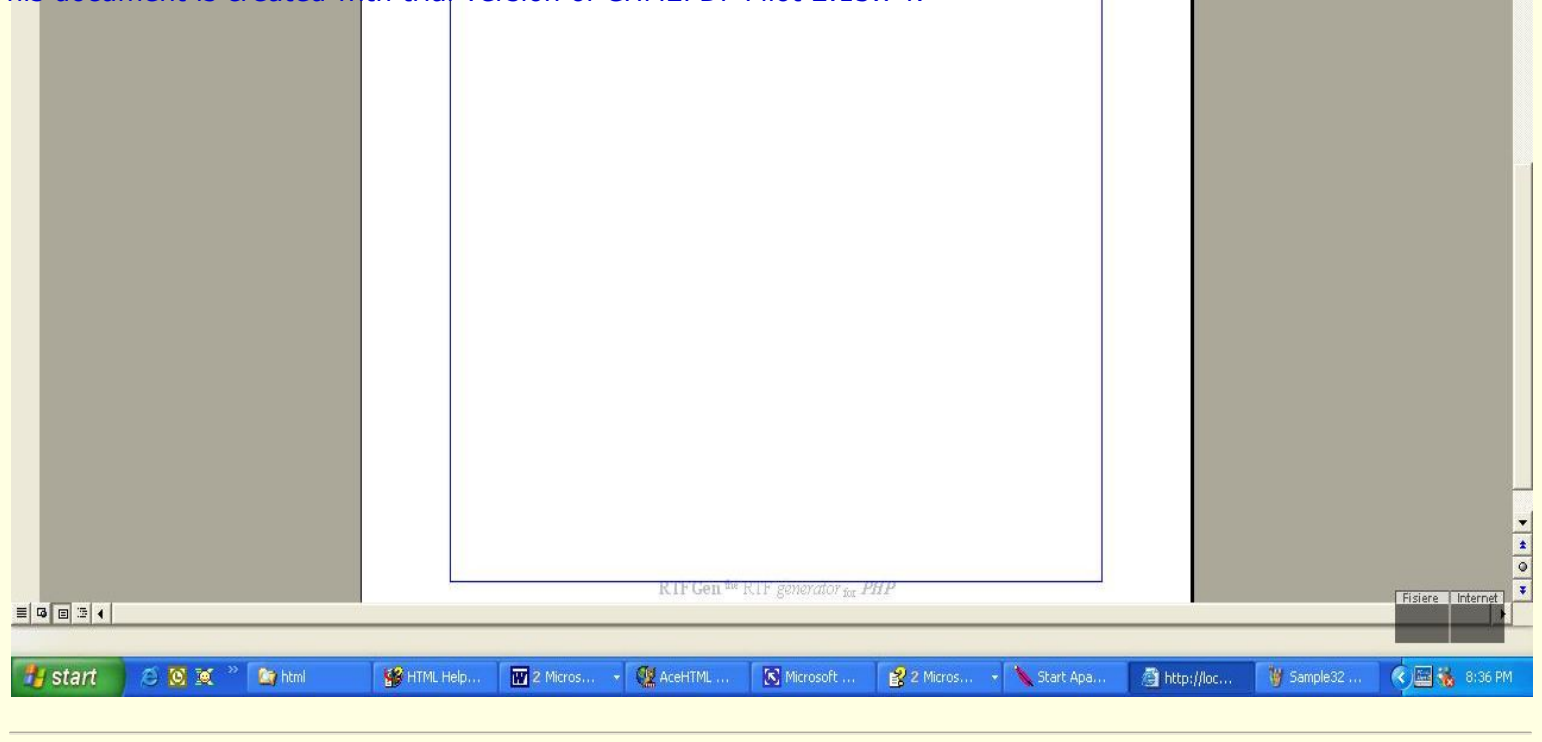
File Edit View Insert Format Tools Table Go To Favorites Help

Back Forward Stop Home Search Favorites Media

Address http://localhost/frtf/standard/write_rtf.php

Page nb 5

Colours1	Colours13	Colours14	Colours15
Colours21	Colours22	Colours23	Colours24





License agreement for RTFGen V 1.0 - Standard Edition

RTFGen Software License Agreement

(Version 1.00, 10, May, 2004)

0. SUBJECT MATTER.

This is a license agreement between Smart Systems, SRL (hereinafter referred to as the "Licensor") and _____ (hereinafter referred to as the "Licensee") in which Licensor grants Licensee certain rights in the software known as "RTFGen". The "Program", as used below, refers to the current release version of such program at the time of this agreement. The Program is copyrighted work, and Licensor holds its title and copyright.

BY USING, MODIFYING OR DISTRIBUTING THE PROGRAM OR ANY LARGER WORK THAT IS BASED ON THE PROGRAM, YOU INDICATE YOUR ACCEPTANCE OF THIS LICENSE, AND ALL ITS TERMS AND CONDITIONS FOR COPYING, DISTRIBUTING OR MODIFYING THE PROGRAM OR PRODUCING LARGER WORK BASED ON IT.

NOTHING OTHER THAN THIS LICENSE GRANTS YOU PERMISSION TO MODIFY OR DISTRIBUTE THE PROGRAM OR ITS DERIVATIVE WORKS. IF YOU DO NOT ACCEPT THESE TERMS AND CONDITIONS, DO NOT USE THE PROGRAM IN ANY FORM OR MANNER. COMMERCIAL USERS MUST ADDITIONALLY EXECUTE THE AGREEMENT WITH AUTHORIZED SIGNATURES.

1. DEFINITIONS.

1.1. "You" means the Licensee, an individual or a legal entity exercising rights under, and complying with all of the terms of, this License or a future version of this License issued under Section 7.1. For legal entities, "you" includes any entity, which controls, is controlled by, or is under common control with you.

1.2. "Larger Work" or "Derivative Work" means any work that combines the Program or portions thereof with code not

1.3. "Source Code" means a collection of files for the Program in forms that are used for originally creating it or making modifications to it, including all modules it contains, plus any associated interface definition files, or a list of differential comparisons between different versions of it.

1.4. "Use" means an act of copying, editing, modifying, incorporating, distributing, and executing (or running) the Program or a subset thereof, or any Larger Work.

1.5. "Commercial Use" means any Use, as defined in section 1.4, of the Program or Larger Work for which any payment, profit or financial gain is sought directly or indirectly, regardless of whether the payment or gain is actually realized, and regardless of whether it is realized immediately or in the future (or in the past, if it is possible). The following examples are considered as instances of Commercial Use (This is not an exhaustive enumeration):

- (a) Use of the Program or any Larger Work in any application programs, web based application, modules or plug-ins, shared libraries, loadable modules that are sold or licensed commercially in accordance with the definition of Commercial Use as defined in Section 1.5 of this License.
- (b) Deployment of the Program or any Larger Work on a Internet or Intranet for server-side applications including, but not limited to, Commercial Uses as a part of World Wide Web services, or as a downloadable plug-in or applets in Web browser or any client application.
- (c) Use of the Program or any Larger Work in an application program used in any business-related activities, including but not limited to industrial or laboratory testing, production or process control, product research and development, factory automation, quality and inventory control, report generation, production planning and executive or any level of decision making.

1.6. "Payment" (that you receive in the context of Commercial Use) means any form of monetary payment, securities and certificates of deposits, rights to exercise options for future financial gain, payment in employee or any form of benefits, promise or delivery of services, settlements of legal or commercial disputes, tangible materials and anything or right of financial value now or in the future. Direct payments include, but are not limited to, a payment for a copy of the Program or Larger Work, or for services or acts of using, modifying, developing or deploying the Program or Larger Work. Indirect payments include, but are not limited to, inclusion of the Program or Larger Work as a "no charge" or free "bundled" item in connection with services or product for which a payment is made. For the purpose of this License, a single instance of Commercial Use for a product or a service classifies the entire use for that product or service as Commercial Use, even if all other instances of uses are offered free of charge.

1.7. "License Fee" shall mean a one-time non-refundable fee payable to the Licensor in consideration for the Use of the Program (check items applicable):

1.7.1. For Standard Edition

- | | |
|--|---------------------|
| <input type="checkbox"/> A) Use in Single End-User Product or Application | 200 € |
| <input type="checkbox"/> B) Web Serving Single IP Address | 200 € |
| <input type="checkbox"/> C) Server-side Application License | 2,000 € |
| <input type="checkbox"/> D) Unlimited Corporate-wide License | 2,000 € |
| <input type="checkbox"/> E) Unlimited Server-side Application License | 6,000 € |
| <input type="checkbox"/> F) Unlimited Multi-national World-wide Corporate License | 10,000 € |
| <input type="checkbox"/> G) Inclusion in a commercial software development environment/library | <Please contact us> |

1.7.2. For Professional Edition

<input type="checkbox"/> A) Use in Single End-User Product or Application	400 €
<input type="checkbox"/> B) Web Serving Single IP Address	400 €
<input type="checkbox"/> C) Server-side Application License	4,000 €
<input type="checkbox"/> D) Unlimited Corporate-wide License	4,000 €
<input type="checkbox"/> E) Unlimited Server-side Application License	12,000 €
<input type="checkbox"/> F) Unlimited Multi-national World-wide Corporate License	20,000 €
<input type="checkbox"/> G) Inclusion in a commercial software development environment/library	<Please contact us>

If A) or B), list the product name or IP number/server hostname below:

_____.

A Corporate-wide License applies to one incorporated unit and does not extend to subsidiaries. Corporations whose stocks are issued or traded separately are considered separate corporations by definition, and therefore cannot share a Corporate-wide license. Multi-national World-wide Corporate License covers groups of companies that are majority owned (ownership of more than 50%) by Licensee.

A Server-side application license allows Licensee to Use the Program in any number of server side applications and distribute them in unlimited manner.

Licensee, at its option, may elect to upgrade the License to a new version of the Program (the Upgrade Payment) at an additional fee, if more than two (2) years have elapsed from the date of this agreement or after the date of delivery of paid upgrades thereafter. Licensee is entitled to upgrades without charge, if and when they become available, for duration of two years from the date of this agreement or after the date of delivery of paid upgrades thereafter. Licensor solely determines availability, schedule and pricing of updates to the Program, and Licensor is not obligated to release updates for the Program. If you do not wish to upgrade, you may continue to Use the version of the Program obtained under a valid license in perpetuity. License Fee is non-refundable under any circumstance, even if Use ceases for any reason for a product, application, discontinuation of web servers, or due to corporate mergers or a termination of corporation. However, the License may be transferred to another product or Web server if the Use does not overlap within the Licensee organization.

1.8. "End-User Product" is software or application that is not capable of being used for developing or producing new applications that are Larger Work or Derivative Work.

2. LICENSES.

Licensor hereby grants Licensee a non-exclusive world-wide perpetual license to Use the Program, provided that Commercial License Fee as set forth in section 1.7 has been paid if applicable, and subject to third party intellectual property claims, and provided that you comply with all of the conditions set forth in this License.

2.1. You may copy and distribute literal (i.e., verbatim) copies of the Program's source code, documentation, and this License as you receive it throughout the world, in any medium.

2.2. You may Use the Program, create Larger Work based on the Program and distribute copies of such throughout the world, in any medium.

3. CONDITIONS.

This License is subject to the following conditions:

- 3.1. The Source Code of the Program, modified or unmodified, may be distributed only under the terms of this License or a future version of this License released under Section 7.1, and you must include a copy of this License (LICENSE.pdf or LICENSE.rtf) with every copy of the Source Code you distribute.
- 3.2. You must cause the modified files to carry prominent notices indicating that you have modified the files and the date of change.
- 3.3. If you received the Program or Larger Work from any party and you Use it to produce or develop further Derivative Work under Commercial Use, you must obtain a commercial license from Smart Systems, Ltd.
- 3.4. You must disclose any knowledge of intellectual property rights relevant to the modifications and additions as set forth in Section 6.
- 3.5. The Licensor, at his option, is entitled to incorporate modifications and additions to the Program to upgrade the Program that the Licensor distributes without any need for permission or any obligation (other than a moral obligation to acknowledge in relevant source files) if the modified source code is sent to the Licensor or is distributed via a generally accessible medium, including but not limited to mailing lists, Usenet News, Web and FTP sites, CDROMs and any other medium. However, you are not obligated to release or distribute modified source code of the Program or source code to any Larger Work.
- 3.6. You may not modify the data enclosed by { } (and including { } themselves) in the Generator destination of the Header Group of the generated RTF files. However, you may append any additional information to the Generator destination.

4. LICENSE FEE AND PAYMENT.

4.1. License Fee. In consideration of the license rights granted in Article 2 above, Licensee shall pay the License Fee for the Program and its documentation as set forth in 1.7 above. All amounts payable hereunder by Licensee shall be payable in European Union funds without deductions for taxes, assessments, fees, or charges of any kind. Checks shall be made payable to "Gabriela Muraru" and shall be forwarded, with two signed copies of this agreement to:

Gabriela MURARU

Str. Cpt. Zaganescu, Nr.5, Sc. 4, Ap.20

Sector 6, Cod 026026

BUCURESTI

ROMANIA

or the current address noted on the Smart Systems' Web site: <http://www.smartsystems.ro/>

4.2. Taxes and Other Charges. Licensee shall be responsible for paying all (i) sales, use, excise, value-added, or other tax or governmental charges imposed on the licensing or use of the Program or documentation hereunder, (ii) freight, insurance and installation charges, and (iii) import or export duties or like charges, if any.

5. EXEMPTIONS AND DEFERMENT OF COMMERCIAL LICENSE FEE.

Exempt users listed herein are not required to send the signed license agreement to the Licensor. However, you are still bound by all applicable conditions and requirements as set forth in this License.

5.1. Non-Profit Organization Exemption

Uses, modifications, distributions, or deployments of the Program or Larger Work by educational institutions, non-profit organizations, and governments are exempt from Commercial Use license fees. Uses by consultants, contractors to non-profit organizations are exempt under this provision if the Use of the Program or Larger Work is solely in projects for these non-profit organizations and the rights to the resulting work including the source code belong to the nonprofit

5.2. Private Non-Profit User Exemption

Non-profit uses, modifications, and distributions of the Program or Larger Work by a private individual are exempt from Commercial Use license fees. An example of use that does not fall under this exemption is the for-profit uses by individuals, such as in consulting or private business practices.

5.3. Posting the Program on a public access information storage and retrieval service for which a fee is received for retrieving information (such as an on-line service, an Internet service provider or a portal) is not considered a Commercial Use, provided that the fee is not content-dependent (i.e., the fee would be the same for retrieving the same volume of information consisting of random data) and that access to the service and to the Program is available independent of any other product or service. An example of a service that does not fall under this section is an on-line service that is operated by a company and that is only available to customers of that company. (This is not an exhaustive enumeration.)

5.4. Shareware Developer Deferment

Commercial Use in shareware applications that use the Program or any Larger Work is exempt from license fees until the cumulative total gross receipt of payments for all of your shareware applications that Use the Program exceeds ten (10) times the Commercial Use license fee for the Program. Thereafter, the shareware applications enjoy no special status and you must obtain Commercial Use license from the Licensor.

5.5. Distributing the Program on removable computer-readable media, provided that the files containing the Program are reproduced entirely and verbatim on such media, that all information on such media be redistributable for non-commercial purposes without charge, and that such media are distributed by themselves (except for accompanying documentation) independent of any other product or service. Examples of such media include CD-ROM, magnetic tape, and optical storage media. (This is not intended to be an exhaustive list.) An example of a distribution that does not fall under this section is a CD-ROM included in a book or magazine. (This is not an exhaustive enumeration.)

6. INTELLECTUAL PROPERTY MATTERS

6.1. Third Party Claims.

If You have knowledge that a party claims an intellectual property right in particular functionality or code (or its utilization under this License), you must include a text file with the source code titled "LEGAL" which describes the claim and the party making the claim in sufficient detail that a recipient will know whom to contact. The LEGAL file must be prominently visible by any file or directory viewer and file listing commands, and reside in the same prominently visible directory or folder containing this License. If you obtain such knowledge after you make your modification or Larger Work available to others, You shall promptly modify the LEGAL file in all copies you make available thereafter, notify Smart Systems in writing or e-mail (sales@smartsystems.ro) and shall take other steps (such as notifying appropriate mailing lists or newsgroups) reasonably calculated to inform those who received the Program that new knowledge has been obtained.

6.2. Patented API, technology and algorithm.

If your modification or Larger Work includes an application programming interface (API), technology or algorithm, and you own or control patents, which are reasonably necessary to implement that API, technology or algorithm, you must also include this information in the LEGAL file.

7. VERSIONS OF THE LICENSE.

7.1. New Versions.

Smart Systems may publish revised and/or new versions of the License from time to time. Each version will be given a distinguishing version number. The latest version of the License is available from <http://www.smartsystems.ro/LICENSE.pdf> or <http://www.smartsystems.ro/LICENSE.rtf>

7.2. Effect of New Versions.

Once the Program has been published under a particular version of the License, You may always continue to use it under the terms of that version. You may also choose to use the Program under the terms of any subsequent version of the License published by Smart Systems. No one other than Smart Systems has the right to modify the terms applicable to the Program created under this License.

7.3. Derivative Works.

If you create or use a modified version of this License (which you may only do in order to apply it to code which is not already part of the Program governed by this License), you must (a) rename Your license so that the phrases "Smart Systems", "RTFGen" or any confusingly similar phrase do not appear anywhere in your license and (b) otherwise make it clear that your version of the license contains terms which differ from the Smart Systems RTFGen Software License.

8. WARRANTY AND SUPPORT.

Smart Systems warrants that the program will perform substantially in accordance with the documentation when used as directed in the documentation. This warranty does not cover use of the program in ways that are not covered in the documentation (e.g., by calling undocumented functions, or by not obeying documented restrictions), or using modified copies of the program unless such modifications have been authorized by Smart Systems. Smart Systems warrants that it is owner of the program with authority to license the program to licensee, and that the program does not infringe third party intellectual property rights. Smart Systems agrees to indemnify, defend and hold harmless licensee from any claims either that Smart Systems does not own the program, or that the program infringes a third party's intellectual property rights. In the event the unmodified program fails to satisfy this limited warranty during a warranty period of 30 days after the effective date of this agreement, Smart Systems shall promptly, at its expense and in its discretion, (i) provide a correction or workaround for any reproducible errors which are reported by licensee, and deliver an updated version of the program, or (ii) return a refund of any license fees paid pursuant to this agreement. In this event licensee will immediately terminate any use and distribution of the program.

Technical support as described above is available by e-mail only. Maintenance updates of the program, which are designated as such by Smart Systems, will do not extend the initial warranty period.

Neither party will be liable for any loss of use, interruption of business, or any indirect, special, incidental, or consequential damages of any kind (including lost profits), regardless of the form of action whether in contract, tort (including negligence), strict product liability or otherwise.

9. TERMINATION.

This License and the rights granted hereunder will terminate automatically if You fail to comply with terms herein, including non-payment of license fees, and fail to cure such breach within 30 days of becoming aware of the breach. All sublicenses to the Program, which are properly granted, shall survive any termination of this License. Provisions, which, by their nature, must remain in effect beyond the termination of this License, shall survive.

10. LIMITATION OF LIABILITY.

UNDER NO CIRCUMSTANCES AND UNDER NO LEGAL THEORY, WHETHER TORT (INCLUDING NEGLIGENCE), CONTRACT, OR OTHERWISE, SHALL SMART SYSTEMS, SRL., ANY OTHER CONTRIBUTOR, OR ANY DISTRIBUTOR OF THE PROGRAM, OR ANY SUPPLIER OF ANY OF SUCH PARTIES, BE LIABLE TO YOU OR ANY OTHER PERSON FOR ANY INDIRECT, SPECIAL, INCIDENTAL, OR CONSEQUENTIAL DAMAGES OF ANY CHARACTER INCLUDING, WITHOUT LIMITATION, DAMAGES FOR LOSS OF GOODWILL, WORK STOPPAGE, COMPUTER FAILURE OR MALFUNCTION, OR ANY AND ALL OTHER COMMERCIAL DAMAGES OR LOSSES, EVEN IF SUCH PARTY SHALL HAVE BEEN INFORMED OF THE POSSIBILITY OF SUCH DAMAGES. THIS LIMITATION OF LIABILITY SHALL NOT APPLY TO LIABILITY FOR

DEATH OR PERSONAL INJURY RESULTING FROM SUCH PARTY'S NEGLIGENCE TO THE EXTENT APPLICABLE LAW PROHIBITS SUCH LIMITATION. SOME JURISDICTIONS DO NOT ALLOW THE EXCLUSION OR LIMITATION OF INCIDENTAL OR CONSEQUENTIAL DAMAGES, SO THAT EXCLUSION AND LIMITATION MAY NOT APPLY TO YOU.

11. APPLICABLE LAW.

The laws of Romania, excluding choice of law rules, govern this license. If any part of this license is found to be in conflict with the law, that part shall be interpreted in its broadest meaning consistent with the law, and no other parts of the license shall be affected.

12. RESPONSIBILITY FOR CLAIMS.

You are responsible for damages arising, directly or indirectly, out of Your utilization of rights under this License, based on the number of copies of the Program you made available, the revenues you received from utilizing such rights, and other relevant factors. You agree to work with affected parties to distribute responsibility on an equitable basis.

13. DELIVERY

The program and documentation are delivered in digital format only. Licensee agrees to receive the program and documentation, as well as any relevant maintenance updates from Smart System's by e-mail or retrieve (documentation and updates) from Smart Systems Web site at <http://www.smartsystems.ro/>. Smart Systems will deliver neither digital storage media nor printed documentation to licensee.

Commercial Users must fill out section 1.7 above and the sections below, and send two signed copies of this agreement along with the license fee payment to the address indicated in section 4.1.

One copy will be returned after an authorized representative of Smart Systems signs it.

THIS SOFTWARE LICENSE AGREEMENT is made and entered into this _____ day of _____ (month and year of the effective date) by and between Licensor and Licensee.

IN WITNESS WHEREOF, the parties have caused their duly authorized representatives to execute this Agreement as of the date first set forth above.

Licensor: Smart Systems,

Inc. Licensee: _____

By _____

By _____

(Authorized Company Signature)

(Authorized Company Signature)

(Print Name)

(Print Name)

Title _____

Title _____

Str. Cpt. Zaganescu, Nr.5, Sc. 4, Ap.20

Sector 6, Cod 026026

BUCURESTI

ROMANIA

